

FREE

Fax: 011 - 252 6669
RUSTENBURG
a/hrs 072 482 6871 / 081 710 6540

014 - 592 5653
014 - 592 9677

**VACANCIES
FROM P8**

E-mail: news@platinumweekly.co.za

PLATINUM

Weekblad/Weekly



Verified Print Quantity 25 000 newspapers per week

www.platinumweekly.co.za | Find us on @ Platinum Weekly Newspaper

16 APRIL 2021



**Police and
community safety
groups responded
immediately after the
alarm was raised.**

Rustenburg – “He wants to kill you!” Even for a revered psychologist like Dr Amanda Agathagalou, these words and the ordeal of Monday 12 April are going to haunt her for time to come. Usually being the one helping others dealing with trauma, Dr Agathagalou and her colleagues were on the receiving end of it when a – what seemed to be drug induced, psychotic man – tried to shoot them at their Kerk Street offices on Monday 12 April. In an interview with *Platinum Weekly*, Dr Agathagalou shared details about the horrifying incident as it unfolded that fateful morning. “The first thing everyone asks me is, ‘Do you know him? Is he a patient of yours?’ Until that Monday morning, I have never before seen or met him in my life!”

The first time this gun-wielding mentally unstable 35-year-old man entered their practice, Dr Agathagalou was in the reception area and the man mistook her for the receptionist. “I introduced myself and I asked him what I could assist him with. He asked if I received his report, which I told him I had not,” she said.

Read more on page 4.

“He wants to kill you!”

Cross Point Trading

Steelwork & Construction

Palisading & fencing
Gates & burglar bars
Balustrades & handrails
Carports
Steel construction – building

Steel frame construction
Fabrication of bins, chutes and more!
Maintenance & repairs – plants
Special requests on steelwork
& construction

Koos: 076 146 6358 | JJ: 066 471 9119



**Staan Saam Rustenburg is
‘n baken van hoop.**

Staan Saam en doen jou deel.

**Juanita
083 444 6391**

80 Bethlehem Drive, Rustenburg.



We render child and youth
care, statutory work, foster
care... and much more!
VOLUNTEER - Your help
can go a long way!

014 592 8568

Kruger Street 212
Rustenburg



Impala Rustenburg hands over nine SLP projects worth over R94m to municipality

Rustenburg, 13 April 2021 – Impala Rustenburg has officially handed over nine Social and Labour Plan (SLP) projects to the local community. Along with community leaders and representatives of the Royal Bafokeng Nation family and the Department of Mineral Resources and Energy Impala celebrated the handover of the completed projects, which are valued at over R94 million and created an additional 714 jobs in the area.



Mark Munroe, Chief Executive, Impala Rustenburg; Executive Mayor, Rustenburg Local Municipality, Cllr Mpho Khunou; Tumelo Nkisi (Executive: Human Resources, Impala Rustenburg)

Recognising the value of Impala's contribution to the local community, Kgosi Leruo Molotlegi of the Royal Bafokeng Nation, said, "On behalf of the Nation, we wish to thank Implats for its contribution towards our long-term vision for sports, community and youth development. A partner like Impala allows us to create facilities such as the Kanana Multi-Sport Centre which gives us a strategic advantage highlighted in our sports vision for not only sports development and creating the athletes of the future but they also contribute to the sports economy and local enterprises through potential eventing and hosting of youth and elite sports, arts and cultural events." Continuously proving Impala's desire to go above and beyond what is required, the company's investment into formal youth training, a bursary programme, learnerships, a cadet programme, SMME development and job creation is designed for long term impact. The deep involvement of Impala in the Rustenburg communities has also extended to assist in Covid-19 awareness, donations of PPE and ventilators, first aid kits, food parcels, and partnerships with taxi associations to assist in keeping the community safe. The SLP projects involved community leaders and representatives very early in the planning phases and covered a wide range of development initiatives, including school facilities, roads, a water scheme, and community facilities, in four communities where the need was the greatest. Cllr Mpho Khunou, Executive Mayor of the Rustenburg Local Municipality, said at the handing over ceremony, "As a municipality, we are extremely proud of these projects and we are confident they will continue to make an impact and leave a legacy. They are giving youngsters hope for the future that they would not otherwise have had. We are also proud of what Impala has done during the difficult period of Covid. Last year we reached out to Impala to help us deal with the challenges we were experiencing. Amongst many other initiatives, they adopted some of the schools



Mark Munroe, Chief Executive, Impala Rustenburg

to help matriculants recover lost time, and if you look at the results of those schools you can see the impact. We are proud as a municipality to have a corporate citizen such as Impala, and this handover is an important example of what we can achieve if we all work together as the community of Rustenburg." Mark Munroe, Chief Executive of Impala Rustenburg, says, "Contributing to the upliftment of our communities is crucial to us. We're an integrated part of the local community and if our community is struggling, our business in turn will struggle."

The SLP projects that Impala Rustenburg has completed formed part of their 1st and 2nd generation SLP undertaking and include:

Ramotse Community Centre in Luka

This project included the renovation of Ramotse Community Centre including roofing, tiling, painting, rewiring, plumbing work, and garden improvement, as well as the construction of a new workshop.

Luka, Makgotla Offices

15 fully furnished Makgotla Offices were constructed, with a gathering area for about 120 people, offices, ablution facilities, paved walkways, parking area, and garden renovation.

Luka, Roads and Storm Water Channel

Internal roads were constructed from gravel to paved roads with parallel water channels.



Kanana Multipurpose Centre exterior

Luka, Water Scheme upgrade

A dedicated water pipeline was installed from ground level in Luka into an area in Mogono. A pumping station was constructed to transfer water at a high rate from the storage into the elevated steel tank to supply the area.

Luka, Mogono Hall renovations

The hall had been vandalised and posed a safety risk to the community. The project included painting, roof sealing, electrification, plumbing and landscaping.

Kanana, Roads and Storm Water Channel Roads and storm water channels that link to existing systems were constructed.

Kanana, new Multipurpose Centre

The centre provides access to public facilities, and consists of a multipurpose indoor sport facility which doubles as a hall, and comprises a library, offices, ablution facilities, a kitchen, and paved parking facilities. The transformer and sewer plant were also upgraded to accommodate the new building and nearby schools.

Kutlwanong, Road upgrade

The main road leading to Kutlwanong School for the Deaf was a dirt road, and the school requested Impala to upgrade this road to a paved road.

Lefaragatlhe, Sports facility

Multi courts for netball and basketball were constructed and fenced off.

Munroe concludes, "We are honoured to be an integrated part of the community and many of these facilities and infrastructure upgrades are already in use by the people of our communities. We are proud to officially hand over these projects today, and we hope to see the residents of the various communities benefiting from them for many years to come."

Images supplied by Photo Corner. Please credit accordingly.



Hoisting of flags to mark the occasion of the handover of Impala Rustenburg's Social and Labour Plan projects to the municipality

DALEEN NIEUWOUTD
PROKUREURS • ATTORNEYS

Problems with Debt?

We provide assistance with:

- Debt Counseling – Payments in arrears? Creditor Harassment? Sheriff calling? Don't lose assets?
- Administrations – New Applications and transfers from another administrator, removal of garnishee orders;
- Management of Body Corporates;
- Divorces;
- Blacklisted? Rescission of Judgments, ITC clearances;
- Deceased Estates;
- Conveyancing – Property Transfers;
- All Queries and advice relating to the National Credit Act;
- All General legal litigation

Contact us at our NEW OFFICES:

Tel: (014) 592-0624 / Fax: 014 592-1280

Address:

224 President Thabo Mbeki Drive, Rustenburg

Postal Address:

P.O Box 344, Waterfall Mall, Rustenburg 0323

Contact Person: Daleen Nieuwoudt

Email: daleen.dnprok@gmail.com

"In Association with North-West Debt Counselling"

AR & H
SPRINGS

CONTACTS:

Hannes/ Anje

014 596 5633

014 596 5708

57 Molen Street,

Rustenburg

SERVICES:

- Springs on Vehicles, Trailers & Trucks
- Resetting of Coil Springs
- Rebuilding, Resetting & Replacing of Leaf Springs

ALSO:

- Compression Springs
- Tension Springs
- Torsion, Extended & Double Torsions Springs



KNOCK
DROP

FLYERS AND
PAMPHLETS

ads@platinumweekly.co.za

081 389 2846

072 026 0414

PLATINUM
Weekblad/Weekly



VSS
& Training Pty Ltd

Your 1-Stop Security Service

Rustenburg Golf Club Bethlehem Drive

SPECIALS

COMBO BOOKS

- Security officer training
- Firearm training
- Personal and Business



- E, D, C Combo
- Hand Gun P/B
- Shotgun P/B
- Self-loading R/C P/B

Competence
R250,00

www.vssandtraining.co.za | vss2164@gmail.com | vss6421@gmail.com

073 322 8417 | 063 026 9242

ASSAULTED AT THE CEMETERY

Rustenburg – The Donkerhoek Cemetery – supposed to be a peaceful place for mourning loved ones, saying goodbye once more, or merely talking to a cherished passed-on soul – is a haven for criminals.

On Sunday afternoon, shortly after 13h00, 11 April, Dirk Coetzee paid a visit to the cemetery to pay his respects to his sister-in-law's son.

Thea Bezuidenhout's son passed away 27 years ago. In an interview with *Platinum Weekly* she fondly reminisced: "Even after all

these years, he is still my little boy. I wanted to clean the area around his grave and Dirk offered to assist."

Dirk, armed with a bush cutter, struggled to locate the grave with the tall grass, fallen branches and brushes taking over. He just got off the phone with Thea, who said she was on her way, when he saw two men at his vehicle. The tall grass prevented Dirk from noticing the men approaching.

"One man yelled at me, 'Give me your phone!' Moments later I was assaulted with

a pipe. They also used a blunt object to hit me several times," Dirk said. Adrenaline kicked in and Dirk jumped in his car with the intension of speeding off. However, he was overpowered by the two men – one of them holding a knife to his throat. "I tried to get the knife away from my throat and in the scuffle, he cut my hand. I thought this was it, I was going to die."

Left with serious head injuries and lacerations, Dirk screamed at the top of his voice. One of the burial ground's workers heard his call for

help and came running with a spade. As soon as the purps saw him, they fled on foot.

They looted a cellphone and Dirk's car keys. "It all happened so fast. I never thought this would happen to me. The municipality must step up. It's one thing not to care about a tidy and respectful cemetery. It's an entirely different ballgame when their actions lead to criminals taking over," Dirk said. His wife Sunette and Thea echoed his sentiments. "The municipality must do their job and keep the Donkerhoek Cemetery clean and safe."

RCCF patrols at Donkerhoek Cemetery EVERY LAST SUNDAY OF THE MONTH | 10H00 TO 14H00

"Although the police and Public Safety regularly do patrols in the area, they can't be everywhere at once. We appeal to the community and community safety groups to join the RCCF in this initiative. Each last Sunday of the month, RCCF will be on duty and patrol the burial grounds from 10h00 to 14h00. It will give visitors peace of mind, so that they can pay their respects safely," said Rustenburg Crime Combatting Forum (RCCF) chairman Kobus Ferreira.



Dirk sustained serious head injuries.



Dirk was left with several lacerations and almost lost a finger.



The assailants used these tools to attack Dirk.



Louis Bezuidenhout was laid to rest 27 years ago.



GIANT SCREEN

CHESS

WATER FEATURE

MURAL ART

CHILDREN'S PLAY AREA

FREE WIFI

RESTAURANTS

POP-UP STORES



THE MARKET PLACE





RUSTENBURG MALL

WWW.RUSTENBURGMALL.CO.ZA 

#MAKEITYOURS

Swartruggens Road
R104, Rustenburg

YOUR PLACE OF ENTERTAINMENT

GRAND OPENING 29 APRIL

Rustenburg – “He wants to kill you!” Even for a revered psychologist like Dr Amanda Agathaglou, these words and the ordeal of Monday 12 April are going to haunt her for time to come. Usually being the one helping others dealing with trauma, Dr Agathaglou and her colleagues were on the receiving end of it when a – what seemed to be drug induced, psychotic man – tried to shoot them at their Kerk Street offices on Monday 12 April.

In an interview with *Platinum Weekly*, Dr Agathaglou shared details about the horrifying incident as it unfolded that fateful morning. “The first thing everyone asks me is, ‘Do you know him? Is he a patient of yours?’ Until that Monday morning, I have never before seen or met him in my life!”

The first time this gun-wielding mentally unstable 35-year-old man entered their practice, Dr Agathaglou was in the reception area and the man mistook her for the receptionist. “I introduced myself and I asked him what I could assist him with. He asked if I received his report, which I told him I had not,” she said.

“I am going to kill everyone at Benhaus,” he aggressively told Dr Agathaglou. Before she could respond, he slipped out.

A little while later, intrusively aggressive and threatening, he returned. “Inadvertently,

I was in the reception area yet again. He said: ‘I am looking for the woman with the long blonde hair, the one who has only one leg.’ I was standing an arm’s length away from him and assured him that such a person does not work at our premises. Again, he stormed off. He was obviously mentally unstable, so I warned my receptionist to not allow him back in again.”

A few minutes passed and as a client walked out, he yet again gained access – this time armed with a pistol. The receptionist activated their silent alarm. He shouted

yet again, no shots went off.

“Was it guardian angel? I can’t even imagine what my colleagues were feeling or thinking in the moments they thought were their last!” Dr Agathaglou said. “I could hear him – he kept on shouting, ‘where is Amanda?’! During the brawl, the gun’s silencer and laser somehow detached and fell on the floor.

“I peeked into the passage when my receptionist cringed and urgently whispered, ‘He is looking for you. He wants to kill you!’ I grabbed her by the arm and together we ran through the conference room, past the office

gunman, it seemed, decided to take off. He stormed to the reception area but could not get out at the push-button door.

“With strength I cannot fathom, he stormed the door – again and again. It’s a strengthened shatter-glass door, but he just kept at it. Being as strong as an ox, he succeeded in breaking the glass to get out!” Dr Agathaglou said.

When the alarm was sounded the police and several community safety groups pulled together to locate the man.

In the meantime, his identity was discovered and on Wednesday evening, 14 April, he was finally apprehended by the police, due to appear before court on Friday morning 16 April.

“He is mentally unstable – clearly a threat to himself and society. He needs professional help and should be admitted. I am confident that, if left to his own devices, he will again try to kill someone,” Dr Agathaglou added. Dr Agathaglou made contact with Benhaus Mining, warning them of the death threats uttered by the man suffering from a mental disorder.

Police spokesperson captain Elsabé Augoustides confirmed that two cases had been opened – a case of pointing a firearm and that of malicious damage. “Thank you to all the stakeholders who assisted us in the process.”

“He wants to kill you!”

and fitted his gun with a silencer and laser. The entire ordeal was recorded on CCTV footage.

He stormed into the audiologist’s office where he found two practitioners, a man and woman. He pointed the gun on the man and pulled the trigger...

Click.

Nothing happened, and he pulled the trigger three more times. Click, click... click! Still – no gunshot went off! The man leaped up and a scuffle ensued. The trigger-happy intruder gained control and this time he pointed his gun at the women, pulling the trigger. Click... click... click! By grace only,

where he was assaulting my colleague. We only caught a glimpse of the dreadful scene. We went outside, locked the outside door, and hid at the braai-area. We then heard him shouting as he was looking for me, ransacking the place. I will never forget the sounds and the way I felt.”

At the time of the incident, six people were in the office: Dr Agathaglou, her receptionist, two colleagues, a psychiatrist and his patient. “I am grateful that the perpetrator never entered the office of our psychiatrist where he was busy with a patient.” He might have been successful the third time around. Thankfully, without success, the

Two rapists handed heavy sentences

NW – South African Police Service (SAPS) provincial commissioner in the North West lieutenant general Sello Kwenha has welcomed the maximum sentences handed down by the courts on two convicted rapists. Police investigations by the Mogwase and Wolmaransstad Family Violence, Child Protection and Sexual Offences (FCS) Units ensured that the two rapists would spend a long time behind bars for the crimes they were found guilty of committing. In the first matter, a 49-year old man was found guilty of raping an eight-year old victim in an incident which occurred in Lethobong. “He took the victim with him at about 11:30 and he raped her in dense bushes, close to a local primary school. The victim reported the

incident to her mother who immediately contacted the police,” police spokesperson Adelé Myburgh said. “The accused was arrested a day after the incident and appeared before the Rustenburg Magistrates’ Court. He was ultimately found guilty of rape and sentenced to life imprisonment. The court ordered that the accused’s name be included in the National Register for Sexual offences, He was also declared unsuitable to work with children,” she added.

In another unrelated incident, a 25-year old woman was raped by a 19-year old man in Tsweleng Location close to Wolmaransstad on Saturday 4 November 2017. On the day in question, the victim was in her house when she woke up at around 03:00 in the morning after the suspect, who had somehow gained entrance into the house, had touched her. “She saw her 19-year-old neighbour standing inside her room. He undressed her and proceeded to forcefully rape her. Luckyboy Mogapi Thipe was arrested on Tuesday 7 November 2017 and appeared in the Wolmaransstad Magistrates’ Court,” Myburgh explained. “He was sentenced on Wednesday 31 March 2021 to 10 years imprisonment for rape and a further four years for housebreaking,” she added.

Kwenha commended sergeant Letshabang Vincent Mzinyathi of Mogwase FCS as well as sergeant Kgomo Mopelwa of Wolmaransstad FCS for their efficiency in pursuing all leads and solving the cases. He said the heavy sentences by the courts are a clear message to perpetrators that crime does not pay.



Sergeant Kgomo Mopelwa.



Sergeant Letshabang Vincent Mzinyathi.

IN REMEMBRANCE



Die afskeidsdiens vir Wyle John Steenkamp (77) oorlede 11/4/2021 vind plaas Maandag 19/4/2021 om 11:00 vanuit die Nederduitsch Hervormde Kerk Jac van Belkum, 29 Van Belkumstraat, Oos Einde, Rustenburg. As gevolg van Covid-19 sal die plekke beperk wees en kan bywoning slegs op uitnodiging geskied. U word ook versoek om indien u nie 100% gesond is nie, ook 'n uitnodiging van die hand te wys. Agv Covid sal daar geen verversings wees nie. Vir meer navrae skakel Cobus 081 379 8919 of Wilna 074 200 2687 by Econo Begrafnisdienste. 'n Diens met liefde en waardigheid deur Econo Begrafnis en Verassingsdienste.



Die oorwinningsdiens van wyle Gert (Yster) Fourie (54) oorlede 9/4/2021 vind plaas Saterdag 17/4/2021 om 10:00 vanuit die PPK Betesda Gemeente 6 Piet Grobler St, Rustenburg. As gevolg van Covid-19 sal die plekke beperk wees en kan bywoning slegs op uitnodiging geskied. U word ook versoek om indien u nie 100% gesond is nie, 'n uitnodiging van die hand te wys. Agv Covid sal daar geen verversings wees nie. Vir meer navrae skakel Cobus 081 379 8919 of Wilna 074 200 2687 by Econo Begrafnisdienste. 'n Diens met liefde en waardigheid deur Econo Begrafnis en Verassingsdienste.

LeeMo

BEAUTY & COFFEE SPOT

GEL NAIL SPECIAL!
R100 PER SET

BACK AND NECK MASSAGE
R250

SPECIAL RUNS FROM
16 APRIL - 16 MAY

TO MAKE AN APPOINTMENT
CONTACT KWAZI ON
076 817 1223 OR LERATO
ON 084 365 6049 OR
CONTACT THE SHOP
ON 014 061 0565

SHOP 9 | GATEWAY JUNCTION
WATERKLOOF ROAD RUSTENBURG

TRADING HOURS
MONDAY - FRIDAY: 9AM TILL 6PM
SATURDAY: 9AM TILL 3PM
SUNDAYS AND PUBLIC HOLIDAYS:
OPEN ONLY BY APPOINTMENT

D.A.S.S. AUTO

PERFORMANCE MODIFICATION DONE HERE
WE SERVICE ALL VEHICLE MAKES



SPECIALISING IN VW AND AUDI VEHICLES

SITUATED IN ZINNIIVILLE, OPPOSITE KARLIEN PARK
SCHOOL GROUNDS, SHOP 20, KARLIEN STREET

TEL: 014 538 0064 | FAX: 014 538 0023
ABDULLAH: 072 676 9264 | RAZVI: 072 108 1352
dassauto@telkomsa.net





SPECIALISING IN VW AND AUDI VEHICLES

SITUATED IN ZINNIIVILLE, OPPOSITE KARLIEN PARK
SCHOOL GROUNDS, SHOP 20, KARLIEN STREET

TEL: 014 538 0064 | FAX: 014 538 0023
ABDULLAH: 072 676 9264 | RAZVI: 072 108 1352
dassauto@telkomsa.net



**LOW
PRICES
FOR YOU**
every day



**COOK
LIKE A
MASTER
CHEF**

SAVE UP TO 75%

on MasterChef aluminium cookware

Promotion valid from 16 March 2021 to 28 June 2021. Completed collector cards can be redeemed until 12 July 2021. Stickers can be collected at any SPAR, SUPERSPAR, KWIKSPAR and TOPS at SPAR stores. MasterChef aluminium cookware may only be redeemed at SPAR, SUPERSPAR and KWIKSPAR stores. Excludes stores in KZN, Western Cape and Eastern Cape.

SPAR 

***Maximum of 10 e-Coupons per customer, for each SPAR Rewards product featured.**



Specials available at all **SPAR**, **SUPERSPAR** and **KWIKSPAR** stores (excluding SPAR Express stores) from **13 April** up to and including **18 April 2021**, while stocks last. We reserve the right to limit quantities. **Not available in Western Cape, Eastern Cape, KwaZulu-Natal, Upington or Keimoes area, the Lowveld or Belfast area.** Prices include VAT.

For more info:
mac.co.za or in-store

Find us on /myspar



The crumpled up wreck of the bakkie.

Miraculous survival

Just before 10pm on Thursday evening a group of youngsters who got together at a well-known hangout spot at Little Margate, Cashan 4, heard the cries of a man. Upon further investigation they noticed a wrecked bakkie at the bottom of the cliff. They notified ER24 who was also immediately assisted by Anglo American Platinum's Rapid Intervention Team, Rustenburg Fire Brigade, CPF members and others. Apparently a young man, went over the cliff in his fathers bakkie (a Nissan Hardbody). Miraculously he survived the fall. According to first responders on site, he owes his life to the airbags of the bakkie which deployed on impact. The seriously injured young man was taken to Medicare. The circumstances leading to the bakkie plunging off the cliff was unknown at the time of going to print.

RUSTENBURG LOCAL MUNICIPALITY

OFFICE OF THE MUNICIPAL MANAGER

NOTICE
17/2021

PO Box 16, Rustenburg, 0300,
North West Province, South Africa
Tel: (014) 590 3551
Email: munman@rustenburg.gov.za



The Municipal Council of the Rustenburg Local Municipality approved the request for the extension of contract of SAGE/CCG Systems joint venture for a period of twelve months, for the financial management system per item 102 on the 31st March 2021.

Notice is hereby given in accordance with the requirements of Section 116 (3) of the Local Government: Municipal Finance Management Act, 2003 (Act 56 of 2003).

Section 116 (3) of the Local Government: Municipal Finance Management Act, 2003 (Act 56 of 2003); requires that the extension of contract be publicized and local communities be invited to submit representations/comments within 31 days of the publication.

The current contract of SAGE/CCG Systems joint venture will be open for comments/ inputs for a period of 31 days effective from 13th April 2021. The closing date for comments is set for 13th May 2021 at 10h00.

Representation/Comments via e-mails are to be directed to the following addresses: mrapolai@rustenburg.gov.za/ vmdhluli@rustenburg.gov.za/ mdire@rustenburg.gov.za.

The current contract of SAGE/CCG Systems joint venture will be available for perusal from Thursday 15th April 2021 at the following venue:

- Municipal Building: Missionary Mpheni House, Corner Nelson Mandela and Beyers Naude Drive; Room 110 and 150

For more information on the budget please contact Ms. Vivian Mdhuli, Madimetsa Rapolai and Mr. Malakia Dire, on 014 590 3649 / 3112 / 3216 respectively.



MUNICIPAL MANAGER
Mr. S V Makona
06 April 2021

Heerlik!

Dou Druppels en Manna Tuisnywerheid

Rustenburg – Dou Druppels en Manna Tuisnywerheid is 'n lekker bederf vir al jou sintuie.

Sodra jy instap sien jy al die lekkernye van die klassieke vleispasteitjies tot helderkeurige kolwyntjies. Die eienaar Johan Röhr is gewoonlik in die kombuis besig om iets heerlik te kook en die aroma van ontbyt of sy bekende *bunny chow* vul die winkel.

Daar is so baie om van te kies en te keur en meeste van die tyd vat mense maar beide die koeksisters en ystervarkies eerder as om die moeilike besluit te maak tussen die twee. Om nie eers te praat van die verskeidenheid konfytte wat hul op die rak het nie.

By die toonbank is elke soetdand se droom met tuisgemaakte fudge, nougat en selfs *turkish delight*.

Johan se beesstert word hoogs aanbeveel en kliënte kom altyd terug vir nog.

Hulle het 'n fantastiese ontbyt wat slegs R30 kos. "Ontbyt is vir my belangrik so ek geniet dit altyd om te sien as die mense hulle eerste ete vir die dag so geniet. 'n Hupstootjie om die dag op 'n lekker manier te begin," aldus Johan.

Dou Druppels en Manna se *platter* sal ook monde laat oophang en hulle kan versnapering voorsien vir enige geleentheid.

Gaan kuier by hulle by winkel 171 Kock Straat, Kloof Sentrum, Rustenburg of kontak hulle op 072 699 8498 om jou bestelling te plaas.



Eienaar Johan Röhr is besig om 'n storm op te kook in die kombuis.

NOTICE FOR CONSULTATION FOR A PROSPECTING RIGHT APPLICATION AND ENVIRONMENTAL AUTHORISATION ON REMAINING EXTENT OF THE FARM TWEELAAGTE 175 JP IN THE MAGISTERIAL DISTRICT OF MANKWE, SITUATED IN MOSES KOTANE LOCAL MUNICIPALITY IN THE NORTH WEST PROVINCE

DMRE REF N.O: NW30/05/1/1/2/12953 PR

Notice is given in terms of section 16 of the Mineral and Petroleum Resources Development Act 2002 (Act 28 of 2002), in terms of Regulation 39-44 of the Environmental Impact Assessment Regulations published in Government Notice R 982 of 08 December 2014, under Section 24(5) of the National Environmental Management Act, 1998 (Act No. 107 of 1998) as amended, that Baystream Trade and Invest (Pty) Ltd applied for prospecting right application for Chrome Ore. The project trigger Listing Notice 1 (Government Notice 327, in Government Gazette 40772 of April 2017) Listing Notice 1. GNR 327, Activity 20:"

Any activity including the operation of that activity which requires a prospecting right in term of section 16 of the Mineral and Petroleum Resource Development Act 2002.

(Act No.28 of 2002), including associated infrastructure, structure and earthwork, directly related to prospecting of minerals resource".

In order to participate in this Process, or to obtain further information, please contact **Mabirimisa Consulting and Projects, Mr Mabirimisa S.E. Address: P.O. Box 10640, Klerksdorp, North West ,2570** Cell phone number: 082 752 1754 Fax Number: 086 5579 215

E-mail: shumaniedmond@gmail.com BAR & EMPr will be released for a 30 days' comments period from 17 April 2021 excluding holidays.



Winkel assistent Mercia Visagie en die verskeidenheid konfytte.

Maandag: 08:00 - 17:30
Dinsdag: 08:00 - 17:30
Woensdag: 08:00 - 17:30
Donderdag: 08:00 - 17:30
Vrydag: 08:00 - 17:00
Saterdag: Gesluit
Sondag: 09:00 - 12:00



We have been given the opportunity to participate in the process of honouring the legacy of Marikana and co-creating a sustainable and positive future beyond the tragedy. This is our commitment to our employees, to our communities, and to South Africa – to do good, to do better, and ensure that our mining improves lives.

Sibanye-Stillwater is an international precious metals mining company, with a diverse portfolio of operations in Southern Africa and in North and South America.

Since Sibanye-Stillwater’s acquisition of the Marikana operations in 2019, which are situated in the North West province of South Africa, the company has intensified efforts to pave the way for healing, inclusive engagement and ultimately, the renewal in Marikana.

Last year, in the inaugural Marikana memorial lecture, Advocate Thuli Madonsela identified the need for conscious healing, which is at the heart of our efforts.

His Grace the Anglican Archbishop of Cape Town Thabo Makgoba, is the patron of this renewal process. In his words: “The event that took place at Marikana culminating at Wonderkop, left a deep scar on the psyche of our country and us, her people. It is an important event to remember and reflect on so that we can do all that is good or better in our efforts to build South Africa.”

WE COMMIT TO:

- | | | |
|---|--|--|
| <ul style="list-style-type: none">• Co-creating and delivering sustainable socio-economic development in our host communities• Engaging openly and regularly, so that we can balance the interests of all stakeholders.• Respecting culture and heritage, and human rights• Knowing that winning trust is a process, and not easy, especially because of the | <p>mining industry’s history in South Africa.</p> <ul style="list-style-type: none">• Acknowledging and respecting our past and looking forward to intensifying our efforts to show that mining can make positive contributions to South Africa.• Extensive co-operation and collaboration between ourselves, government at all levels, communities and | <p>traditional leaders because we know that we form just one part of an ecosystem.</p> <ul style="list-style-type: none">• Developing interventions in the districts surrounding Marikana that are led by development experts to ensure the delivery of tangible and sustainable programmes for the benefit of communities. The focus is:<ul style="list-style-type: none">• Economic restoration• Cross sector collaboration |
|---|--|--|

<h1>HONOUR</h1> <p>We recognise that the pain of the families as a result of that tragedy will never be fully overcome, unless we foster a process of healing. We will engage with and support the affected families through this process, which is at the heart of renewal.</p>	<h1>ENGAGE</h1> <p>We will endeavour to build a transparent and trustworthy environment – to rebuild the trust between the company and all its stakeholders.</p>	<h1>CREATE</h1> <p>At the heart of our intent is to leave a legacy beyond mining, by leveraging regional partnerships and working with all stakeholders to co-design and implement social upliftment programmes that will deliver meaningful benefits that will outlast the life of our operations.</p>
--	--	---

For Sibanye-Stillwater, the extent to which we succeed in repairing the legacy of Marikana and all that it represents, will set a benchmark for our ability to succeed more broadly.



**Pos beskikbaar
/ Post available**

**FISIESE WETENSKAPPE
ONDERWYSER HL & FAL
LABORATORIUMBESTUURDER
PHYSICAL SCIENCES EDUCATOR HL
& FAL LABORATORY MANAGER**

Moet Afrikaans en Engels magtig wees/ must be able to communicate fluently in Afrikaans and English
**Die volgende moet die aansoek vergesel:
The following must accompany the application:**
• Toepaslike vak- en onderwyskwalifikasie/
Appropriate subject and teaching
Kwalifikasies/ Qualifications:
• SACE sertifikaat/ certificate
• ID-dokument/ ID document
Stuur u CV aan Bergsig Akademie/
Send your CV to Bergsig Academy
Aandag/ Attention:
Me Karin Potgieter
E-pos/ Email:
hsbergsig@mweb.co.za
Faks/ Fax:
014 533 2047
Afl ewer/ Deliver:
Administratiewe kantoor/ Admin office
Sluitingsdatum/ Closing date:
20 April 2021
Aanstellingsdatum/ Appointment date:
3 Mei 2021
Indien u nie binne 21 dae na die sluitingsdatum van ons hoor nie, moet u aanneem dat u aansoek onsuksesvol was/ If you do not hear from us within 21 days of the closing date, you must assume that your application was unsuccessful.

IN THE MAGISTRATES' COURT FOR THE DISTRICT OF RUSTENBURG
HELD AT RUSTENBURG | CASE NUMBER: 3226/18
In the matter between: **ZETHEMBISO MWANDLA EXECUTION CREDITOR** and **EDWIN TSALEFATSHE BETHA EXECUTION DEBTOR NOTICE OF SALE IN EXECUTION** PURSUANT to a judgment by the Magistrate Rustenburg given on 21 September 2020, the under mentioned goods will be sold at 1 0H00 on **WEDNESDAY, 5 MAY 2021** by public auction to be held at 54 KOCK STREET, RUSTENBURG, by the Sheriff for the Magistrates Court, Rustenburg to the highest bidder for cash, namely:
1 x Samsung Flat Tv, 1 x Mini Panasonic Hifi & 2 Speakers, 1 x TV stand (Black), 1 x 3 - piece Lounge suite (broken), 1 x Wall Watch
SIGNED at RUSTENBURG on the 7th day of April 2021.
ATTORNEYS FOR EXECUTION CREDITOR
VAN BRED A & HERBST ATTORNEYS
ATTORNEYS FOR THE PLAINTIFF
GROUND FLOOR, SPOOR & FISHER HOUSE
KWIKKIE CRESCENT ZWARTKOP EXT 7, CENTURION
TEL: (012) 8481000 | REF: MAT65965
C/O VAN VELDEN DUFFEY INC.
67 BRINK STREET | RUSTENBURG
TEL: (014) 592 1135 | REF: MAT100480
EMAIL: susanf@vvd.co.za

LOST OR DESTROYED DEED
Notice is hereby given in terms of Regulation 68 of the Deeds Registries Act, 1937, of the intention to apply for the issue of a certified copy of Deed of Transfer T45205/2005 passed by MARY TSAME (born MANYAME), Identity Number 340313 0321 08 9, Unmarried in favour of SHON KO PETRUS MOTLHABANE, Identity Number: 461010 5631 18 0 and SELEKANE JACOBETH MOTLHABANE, Identity Number: 500808 0964 08 1, Married in community of property to each other in respect of certain HOLDING 167 KAMEELBOOM AGRICULTURAL HOLDINGS REGISTRATION DIVISION KP, PROVINCE OF NORTH WEST AND HOLDING 325 KAMEELBOOM AGRICULTURAL HOLDINGS REGISTRATION DIVISION KP, PROVINCE OF NORTH WEST, which has been lost or destroyed.
All interested persons having objection to the issue of such copy are hereby required to lodge the same in writing with the REGISTRAR OF DEEDS at PRETORIA, Merino Building, 140 Pretorius street, Pretoria central, Pretoria, 0002 within two weeks from the date of the publication of this notice.
Dated at Rustenburg on the 13th day of APRIL 2021
Conveyancer | Christoph Gerhard Meyer
VAN VELDEN DUFFEY INC
67 BRINK STREET RUSTENBURG
014 592 1135
CHRISTOPHM@VVD.CO.ZA

TRELLIS FOR SALE

1m x 1.8m trellis (painted white)
@ R275 each

Delivery in Rustenburg free of charge if taking 2 or more.

Contact Hjalmar at 072 170 7157.

**SIBANYE- RUSTENBURG PLATINUM MINES (PTY) LTD
KLIPFONTEIN 300JQ OPENCAST PROJECT**
WATER USE LICENCE APPLICATION
DWS REFERENCE NUMBER: CT13822 / WU17034
Notice is hereby given in terms of Section 40 of the National Water Act No. 36 of 1998 (NWA) that it is the intention of Sibanye Rustenburg Platinum Mines (Pty) Ltd to undertake a Water Use Licence Application Process in support of Section 21 (a), (g) and (j) water uses for the proposed new Klipfontein 300 JQ Opencast Project.
Project Background
Opencast mining on the Farm Klipfontein 300 JQ was originally approved in the Kroondal Phase 4 Expansion Environmental Management Programme report (EMPr) dated January 2005 and the subsequent 2016 EMPr Consolidation process. Sibanye-Stillwater is now in a position to commence with the Klipfontein opencast activities after reviewing the feasibility and practicality of the mining strategy and methodology.
The proposed Opencast Klipfontein project will be located within Rustenburg Metropolitan Local Municipality within Bojanala Platinum District Municipality in the North West Province on the farm Klipfontein 300 JQ Ptn 2 on an existing footprint previously used as a Tailings Storage Facility (TSF) which has been re-mined for PGM recovery. The Open Pit Mining Operations shall be conducted by means of drilling, blasting and removal of the overburden from within the pit to the backfill location as roll-over. (90 ha to be opencast mined, as these areas are already disturbed, i.e. covered by existing Klipfontein tailings dams). The Klipfontein Opencast Operation will extend over an area of 139 ha of which 90 ha of consist of the already disturbed area of the Klipfontein TSF.
It is the intention of Sibanye-Stillwater to apply for a Water Use Licence Application in support of the water uses associated with that of the opencast project. These Water Uses include the following:
Section 21 (a): Taking water from a water resource – Re-use of fissure and rainwater that collects in the open pit.
Section 21 (g): Disposing of waste in a manner which may detrimentally impact on the water resource – Dust suppression, backfilling of overburden to the open pit allowing for concurrent rehabilitation.
Section 21 (j): removing, discharging, or disposing of water found underground – fissure water and rainwater that collects within the open pit.
The water use licence application will be accompanied by a Technical Report which will detail all the water uses and propose suitable monitoring programmes and mitigation measures where applicable.
Alta van Dyk Environmental Consultants cc (AvDE) has been appointed to undertake the Water Use Licence Application process. Interested and Affected Parties (I&APs) are requested to register via email, post or telephonically to AVDE to raise any issues or concerns that they might have regarding the proposed development.
Please address comments, as well as register as an I&AP at:
Alta van Dyk Environmental Consultants cc
Tell Number: 012 940 9457 (Office) | Contact Person: Reata Colyn | Email: reata@avde.co.za | Fax: 0866343967

LOST OR DESTROYED DEED
Notice is hereby given in terms of Regulation 68 of the Deeds Registries Act, 1937, of the intention to apply for the issue of a certified copy of Deed of Transfer T136/2011 passed by ADREÉ FRITZ, Identity Number 291104 0009 08 2, Unmarried in favour of PAUL KRUGER FAMILIE TRUST, Registration Number IT6863/1997, in respect of certain REMAINING EXTENT OF PORTION 50 (A PORTION OF PORTION 5) OF THE FARM ROMRIVIER 347, REGISTRATION DIVISION J.Q., PROVINCE OF NORTH-WEST, HELD BY DEED OF TRANSFER T136/2011 and PORTION 63 (A PORTION OF PORTION 2) OF THE FARM KROMRIVIER 347, REGISTRATION DIVISION J.Q., PROVINCE OF NORTH-WEST, HELD BY DEED OF TRANSFER T136/2011 which has been lost or destroyed. All interested persons having objection to the issue of such copy are hereby required to lodge the same in writing with the Registrar of Deeds at **PRETORIA, Merino Building, 140 Pretorius St, Pretoria Central, Pretoria, 0002** within two weeks from the date of the publication of this notice.
Dated at RUSTENBURG this 6th day of APRIL 2021
VAN VELDEN-DUFFEY INC
Address: 67 Brink Street, Rustenburg, 0299
E-mail address: veronicas@vvd.co.za
Contact number: 014 592 1135

Platinum Publishers (Pty) Ltd t/a Platinum Weekly disclaims all liability for any loss, damage, injury or expense, however caused, arising from the use of or reliance upon, in any matter, the information provided through this publication, whether through news, classifieds, editorials or advertisements, and does not warrant the truth, accuracy or completeness of the information provided. Advertisements, classifieds, editorials and letters written to the editor/ newspaper/s is the opinions and representations of the companies/ individuals who placed or sent the advertisements, classifieds, editorials or wrote or sent the letters to the editor and not that of the editor/s, editor in chief, journalists, employees or owners of Platinum Publishers (Pty) Ltd. Notice is hereby given that the Platinum Weekly title and design of logo was acquired by Platinum Publishers (Pty) Ltd from Platina Weekblad cc. We herewith indemnify ourselves from any related claims. **Contact us per email with any queries: ads@platinumweekly.co.za.**

All original designs in this newspaper is the sole property of *Platinum Publishers (Pty) Ltd* and may only be reproduced or distributed by or with the written consent of *Platinum Publishers (Pty) Ltd*. Copyright is strictly reserved, and no work, or part thereof, may be used for commercial purposes. Should any of the content be copied without the written consent of *Platinum Publishers (Pty) Ltd*, legal action may be taken.

RUSTENBURG KEYHOLE CC

CUT AND PROGRAM ALL KEYS TO VEHICLES AND DUPLICATES.

RUSTENBURG BRANCHES

117 Pres. Mbeki Drive | Tel: 014 592 9221
NUMBER PLATES MADE WHILE YOU WAIT

c/o 180b Pres. Mbeki and Marais street
Tel: 014 050 0921
Email: admin@thekeyhole.co.za

**EMERGENCY NUMBERS:
082 453 8761 | 082 339 7066**

POTCHEFSTROOM BRANCH

32 A James Moroko Drive | Tel: 018 294 5799
Email: potchsales@thekeyhole.co.za

**EMERGENCY NUMBERS:
082 453 8761 | 082 453 8761**

• KEY CUTTING & CODING • IGNITION & DOOR LOCK REPAIRS
• NEW KEY CASING • REPLACEMENT LOCKS
• ALL SAFE WORK • OPENING OF VEHICLES
• STANDARD LOCKSMITH SERVICES
NORMAL TRADING HOURS

WE KNOCK AND DROP
FLYERS AND PAMPHLETS
CALL 072 026 0414

WANT TO PLACE AN ADVERT?

CALL

014 592 9689

PAINT CENTRE

Red oxide primer R152 5lts
Q.D. black R202 5lts
Q.D. white R229 5lts
Varnish R370.00 5lts
A Grade PB Thinners (5lts)
Cat yellow (PTX) R1008 20lts
DB grey R958 20lts
DB Grey (PTX) R279 5lts
Q.D. Ford blue R266 5 lts
Excelsior roof paints STD colours 12 year guarantee R778 20lts

Net by
PAINT CENTRE
106 Kerk Street
014 597 1848

URGENT SALE

of a newly established laundromat and dry cleaner in a popular shopping centre in Rustenburg.

R350K NEGOTIABLE

ADDED VALUE: KEY CUTTING, SHOE REPAIRS AND ALTERATIONS.

CALL: 083 624 0504

GLENCORE

Tender Notification

Please refer to the Glencore Alloys Vendor Portal for details of published Glencore Alloys tenders currently in progress:

<http://searchlight.za.glencore.net/VP/LoginCustomer.aspx#anchor>

142045 www.ayandambanga.co.za

CLASSIFIEDS

EGGS FOR SALE

2 ½ dozen eggs @ R40.00 | Contact Marieta Olivier on 071 595 2143

CAKES AND CUPCAKES

Cakes and cupcakes for all occasions | Contact Faith on 078 470 1498 or 065 968 1473.

AIRCON SERVICES

AIRCON REGAS AND WINDSCREEN REPAIRS. OPPOSITE GREYSTONE CROSSING, RUSTENBURG.
CONTACT KOBUS: 082 498 8148

TYRE & WHEEL

Auto Drive Tyre & Wheel Alignment. We specialise in tyres, wheel alignment, suspensions, repairs and services.
Marcus Martins 067 186 5479

POOLS SPECIAL

New fibre & Marbelite pools, Lapa's & Paving! Restoration on Lapa's, pools & paving, Electric Fencing, Solar Panels, Security Cameras, Stone walls. Monthly Maintenance on pools, **Finance available!**
Contact us: 081 467 9242

FINANCIAL ASSISTANCE

DO YOU WANT TO START YOUR OWN BUSINESS? HAVE NO START UP CAPITAL? DON'T STRESS WE CAN HELP YOU
081 467 9242 or 081 456 2636

PERSONAL LOANS

PERSONAL LOANS UP TO R250 000.00 , Blacklisted welcome. (NO ADMINISTRATION OR DEBT REVIEW) Sms or email us your details, Full Names & Surname, ID number, Work and Nett Salary to 081 467 9242 - EQOSTRIA ENTERPRISE 2 or email: eqostria.enterprise2@gmail.com

RUSTENBURG CHILD AND FAMILY WELFARE

In search of the whereabouts of the biological father of the boy child with the surname, Phakedi who is 6 months of age must urgently contact the Social Worker, Geraldine Legobye from Child and Family Welfare Rustenburg on 014 537 2014 or geraldine.legobye@gmail.com.

VEHICLE MAINTENANCE

Pitstop Motors, We are Open. Engine Overhauls & Repairs. Restoration of cars & Panelbeating.
Neville 076 025 3541, 1st Ave RTB Rural

YOUR MATTRESS CLEANING SOLUTION BY THE SPECIALISTS

CLEANING FOR HEALTH NOT JUST APPEARANCE

**EXTEND THE LIFE OF YOUR MATTRESS
REMOVE DUST MITES AND ALLERGENS
GET RID OF MOLD AND MILDEW
IMPROVE AIR QUALITY IN YOUR BEDROOM**

Call us and quote **#dustmite** to get a free allergy treatment with your mattress cleaning

014 592 7368
reception@rtbclean.co.za

Cleaning Specialists
Cleaning - Hygiene

A MASK IS COMPULSORY WHEN ATTENDING CLASSES FULL TIME (NO MASK NO ENTRY)

Advance your career in occupational health and safety. All our courses are Nationally/ Internationally accredited. (Full Time/Distance Learning Options)

CERTIFICATES & DIPLOMAS: (MINING & INDUSTRIAL)

Occupational Certificate QCTO: Safety, Health and Quality Practitioner (Occupational Health and Safety Practitioner) Level 5 - 256 Credits

Other Courses

- Safety Officers/COMSOC® Level 1, 2 & 3 • Incident Cause Analysis Method (ICAM®) • Environmental Management • Safety for Supervisors • ISO 45001:2018 courses
- Minerals Council SA, Chamber of Mines Basic, Elementary and Advanced Mine Valuation • COMSOC® is a Registered Trademark of Skillfull No: 2013/13447/8 • ICAM® is a Registered Trademark of Skillfull No: 2015/15290

UPCOMING EVENTS

- Safety Officers/COMSOC®3 Full Time Course: **26th April – 7th May 2021**
- Safety Officers/COMSOC®1 Full Time Course: **17th May – 28th May 2021**
- Safety Officers/COMSOC®2 Full Time Course: **7th June – 18th June 2021**

Register before end April and receive discounted tariffs on full time and distance learning courses. We offer various payment plans.

Contact our client services department for enquiries / Course Schedule: Tel: 018 786 4300 / 018 786 2812 (08h00 – 16h00) Cell: 060 712 4553 | Or visit us at www.skillfull29.co.za



BITE ME!

How spiders can help us overcome the challenges of our time

Rustenburg – It has never been more important to understand the world around us. ‘Bite Me’ is a presentation that leverages our perceptions of medically important spiders and their bites to demonstrate how we have become disconnected from the current requirements of our time. BirdLife Rustenburg will be hosting best-selling author, international speaker and award-winning conservationist, Jonathan Leeming, who will guide you through an entertaining and unique exploration of medically important spiders, answering the question – ‘How spiders can help us overcome the challenges of our time’. If you have been bitten by a spider or know someone who has, then you do not want to miss this presentation. After the presentation, there will be a short question and answer session. Signed copies of Jonathan’s books will be available for sale. The meeting will take place at 18:00 for 18:30 on Monday, 19 April, at the Methodist Church on the corner of Brink and

Schuurman streets. Members of the public are welcome to attend this entertaining presentation. Costs are R30 per person. Due to COVID-19 restrictions, it is important that people who would like to attend book a seat with Hanti Mathews on 083 268 1272. All COVID-19 restriction and guidelines will apply. No mask, no entry. On Saturday, 24 April, BirdLife Rustenburg will host an outing to Kroondal and Rockwall dams – both have wonderful birding opportunities. Anyone who would like to join the club is welcome to meet at the BP garage at the Waterfall Mall at 07:00. Please bring your own refreshments and snacks. Non-members pay R30 per person. Feel free to contact our chairperson, Shaun McGillewie on 083 702 1462 should you wish to learn more about BirdLife Rustenburg. Also, if you need help with identification of a bird – a picture will help with identification!

Don’t fall for scams!

Scammers are using people’s real fears about the impact that the coronavirus is having on their finances, to steal their money. Piet Swanepoel, African Banks chief risk officer said: “Cyber criminals update their fraudulent online tactics to cash-in on the pandemic. The scams can take various forms, each designed to target unsuspecting online users.”

SWANEPOEL: 5 MOST COMMON SCAM TACTICS

1. Fake calls and texts: Scammers create fake emails or texts, which mimic the look and feel of legitimate institutions, to trick one into sharing valuable personal information like bank account details, ID numbers, passwords etc.
2. Online scams: Email scams that trick one into opening malicious attachments or clicking on links that allow scammers to steal your passwords, ID numbers, and bank details.
3. Donation scams: There have been reports of thieves taking money from consumers by claiming they are collecting money for charities or NGOs.
4. Fraudulent online loan sharks: Illegal money lenders are preying on people’s financial hardships, charging exorbitant interest rates for loans.
5. Fake vouchers and refunds: Scammers are offering fake vouchers for groceries or refunds on bank transactions, just to get unsuspecting South Africans to share their personal information.

Swanepoel added that it is important to have a strong and unique password for each critical site. “We recommend you use multi-factor authentication wherever possible. This means combining your username and password with something that you own, such as a One Time Password app on your phone.” Since many people may be wanting to get away during the April holidays, it is worth noting that the final scam is advertising fake holiday accommodation and air tickets on public reseller sites such as Facebook and Gumtree. Many even have their very own fake website. The advert/ website looks legitimate, and the price appears to be cheap, but as soon as the victim makes a purchase, thinking they are buying from a genuine person/ company, the victim will find out they have been scammed and never receive the goods and can no longer contact the seller. The golden rule is - do not trust websites you do not know and if an offer looks too good to be true, it is probably fake.



Piet Swanepoel, African Banks chief risk officer

VACANCIES



Eland Platinum Mine is a mining operation which forms part of the Northam Platinum Limited group. It is situated near the vibrant towns of the North West Province – Brits and Hartebeestpoort and Pretoria, the administrative capital city of South Africa. The mine is a high quality growth-enabling asset currently in a development phase and has a life expectancy of 30 year. The Eland mining operation is a shallow hybrid UG2 PGMs reef, built in decline shafts that give access to the orebody reserves.

DRILL RIG OPERATOR

GRADE: B LOWER BAND

Role requirements	Key performance areas
<p>The successful candidate must have the following basic requirements:</p> <ul style="list-style-type: none">• Grade 10 certificate or equivalent.• Operating experience and drilling with Drill Rigs.• Certification on Drill Rigs.• Valid certificate of fitness.• 5 years’ proven trackless mining experience environment.	<ul style="list-style-type: none">• Daily inspect, testing and operation of Drill Rig to ensure:• Drill Rig to maintain availability and in good working condition.• Tramming of Drill rigs excessive distances.• Drilling of support units.• Drilling of Declines (Sinking).• Drilling of Strike drives and other excavations.

Please attach a comprehensive updated CV as well as a certified copy of your ID and your qualifications.

Applications close: 23 April 2021

Northam Eland will apply the employment equity principles as set out in the company’s Employment Equity Policy which is in compliance with the South African Employment Equity Act.

Should you meet all the requirements, please submit your curriculum vitae to HRApplicationsEL@norplats.co.za and please quote the job title and reference number in the subject box. Kindly note that Eland will only correspond with shortlisted candidates. Should you not hear from the company within 21 days after the closing date for application please consider your application as unsuccessful.



JOIN OUR WINNING TEAM

AND BRING THE DIFFERENCE



Why join Eland Platinum Mine?

Eland Platinum Mine (Eland) is a mining operation which forms part of the Northam Platinum Limited (Northam) group. It is situated near the vibrant towns of the North West Province - Brits and Hartebeestpoort, as well as Pretoria, the administrative capital city of South Africa.

Northam is a primary producer of platinum group metals (PGM) and holds a portfolio of world-class mining operations and projects in two provinces in South Africa - Limpopo and North West.

The Eland mining operation is a shallow hybrid UG2 PGMs reef, built in decline shafts that give access to the orebody reserves.

It makes use of chairlifts to travel into the underground working areas where mining activities which include semi-trackless and conventional stoping are performed.

The mine is a high-quality growth-enabling asset currently in a development phase and has a life expectancy of 30 years. It has a potential to generate a long-term sustainable revenue which will benefit its employees and all stakeholders during its existence.

Eland offers exciting career opportunities in mining. We create a collaborative working environment and an inclusive and diverse culture that encourages and supports excellent performance and innovative thinking.

Our strategic, proactive and functional approach to running our business brings systematization and stability. Therefore, our employees are expected to work a fixed 5-day shift cycle which averages at least 45 hours on double rotational shifts. However, if required, extended work shifts are negotiated well in advance.

If you want a career that makes a real difference towards a sustainable future for you, for our communities and our country at large, then consider joining our winning team today!



RUSTENBURG
LOCAL MUNICIPALITY
OFFICE OF THE MUNICIPAL MANAGER

PO Box 16, Rustenburg, 0300, North West Province, South Africa
Email: cmosiane@rustenburg.gov.za
Tel: (014) 590 3106
Fax: (014) 590 3552



NOTICE 12/2021

DRAFT IDP 2021/2022
AND TABLED MTREF
BUDGET 2021/2022

The Municipal Council of the Rustenburg Local Municipality adopted the Draft IDP Review for 2021/22 per item 99 in accordance with requirements of Section 34 (a) (i) of the Municipal Systems Act 32 of 2000 as amended and the tabled 2021/22 MTREF (with the Tariffs and Budget Related Policies) as per Item 100 on the 31st March 2021.

Notice is hereby given in terms of Section 21 of the Local Government: Municipal Systems Act, no 32 of 2000 (MSA) read with Sections 22 and 23 of the Local Government: Municipal Finance Management Act, 2003 (Act 56 of 2003) of the tabled Draft IDP Review 2021/22 and 2021/22 MTREF as per above quoted item numbers.

Sections 21 and 21 (a) of the Municipal Systems Act; requires that the Municipality should publicize the said documents inviting the local community to submit representations in connection with the IDP and avail the document for public comments whilst the MFMA states the same with the tabled budget.

The draft IDP Review 2021/22 and draft MTREF 2021/22 (with the Tariffs and Budget Related Policies) will be open for comments and inputs for a period of 21 days effective from 07th April 2021. The closing date for comments is set for 30th April 2021 at 10h00.

In terms of the provisions for public participation on the above Acts, the National Treasury, Provincial Treasury and the Local Community are hereby invited to peruse and submit written representations in connection with the IDP Review and the tabled 2021/22 MTREF to the Municipal Manager through email.

Emails are to be directed to the following addresses: IDP@rustenburg.gov.za / budget1@rustenburg.gov.za

The draft IDP review 2021/22 and Tabled draft MTREF 2021/22 (with the Tariffs and Budget Related Policies) will be available for perusal from Thursday 07th April 2021 at the following venues:

- Municipal Building: Missionary Mpheni House, Corner Nelson Mandela and Beyers Naude Drive;
- Municipal Offices and RCC's: Marikana, Hartebeesfontein/ Lethabong, Phatsima, Monnakato, Boitekong, Ikageng, Rankelenyane, Freedom Park, Phokeng Civic Centre;
- Tribal Offices: Rankelenyane, Bethanie;
- Rustenburg Main Library; Community Libraries: Phatsima, Boitekong, Monnakato, Mamerotse Info Hub, Lethabong, Rankelenyane, Barseba, Tlhabane, Marikana, Mathopestad, Charora Info Hub, Karlien Park and Zinniaville; or

This may also be viewed on the Municipal website (www.rustenburg.gov.za)

A summary of the Operating Budget, Capital Budget as well as the proposed tariffs for 2021/22 is provided below:

- Operating Revenue and Expenditure by Standard Classification: Table A4 (version 6.5 2021/22 MTREF) – See Annexure A
- Budgeted Capital Expenditure by vote Standard Classification: Table A5 (version 6.5 2021/22 MTREF) – See Annexure B
- Proposed Tariffs – See Annexure C

For more information on the budget please contact Mr. Terence Jugmohan, Mr. Mmileng Dikoko, Mr. Zweli Nkosi, Mrs. Julia Kwathai or Mr. Lloyd Mokalake on 014 590 3649 / 3372 / 3325 / 3468 / 3626 / 3754 / 3280 and for IDP Ms. Gloria Moopelwa or Ms. Cindi Mosiane at 014 590 3251 / 3106 respectively.

Mr. S.V. Makona
Municipal Manager
06 April 2021

ANNEXURE A

NW373 Rustenburg - Table A4 Budgeted Financial Performance (revenue and expenditure)

Description	Ref	2017/18	2018/19	2019/20	Current Year 2020/21				2021/22 Medium Term Revenue & Expenditure Framework		
		Audited Outcome	Audited Outcome	Audited Outcome	Original Budget	Adjusted Budget	Full Year Forecast	Pre-audit outcome	Budget Year 2021/22	Budget Year +1 2022/23	Budget Year +2 2023/24
R thousand	1										
Revenue By Source											
Property rates	2	330 842	353 910	362 089	398 240	398 240	398 240	398 240	496 067	527 816	561 596
Service charges - electricity revenue	2	1 975 688	2 190 374	2 253 258	2 312 622	2 252 622	2 252 622	2 252 622	2 566 521	2 653 333	2 774 973
Service charges - water revenue	2	453 323	538 949	620 181	499 602	499 602	499 602	499 602	519 713	542 580	566 996
Service charges - sanitation revenue	2	121 629	137 702	335 045	378 454	372 054	372 054	372 054	387 019	404 048	422 230
Service charges - refuse revenue	2	127 678	129 422	170 061	150 234	150 234	150 234	150 234	156 184	163 056	170 393
Rental of facilities and equipment		12 474	20 137	11 604	10 498	10 498	10 498	10 498	11 078	11 566	12 086
Interest earned - external investments		22 181	25 696	20 774	27 312	22 768	22 768	22 768	25 149	26 301	27 528
Interest earned - outstanding debtors		–	282 389	261 054	395 409	395 409	395 409	395 409	411 621	429 732	449 070
Dividends received		3 322	24 471	–	–	–	–	–	–	–	–
Fines, penalties and forfeits		14 580	8 046	18 708	9 000	9 000	9 000	9 000	9 369	9 781	10 221
Licences and permits		10 398	16 772	10 213	11 913	11 913	11 913	11 913	12 401	12 947	13 530
Agency services		19 934	1 037	131 249	100 849	100 849	100 849	100 849	104 983	109 603	114 535
Transfers and subsidies		506 809	595 003	496 604	852 579	952 112	952 112	952 112	946 775	1 033 744	1 075 297
Other revenue	2	19 648	19 918	131 527	30 002	30 002	30 002	30 002	16 656	17 390	18 173
Gains		4 101	963	170 477	14 035	14 035	14 035	14 035	6 200	6 473	6 764
Total Revenue (excluding capital transfers and contributions)		3 622 607	4 344 789	4 992 843	5 190 749	5 219 337	5 219 337	5 219 337	5 669 738	5 948 370	6 223 393
Expenditure By Type											
Employee related costs	2	612 373	724 916	739 404	792 398	799 309	799 309	799 309	875 664	908 100	948 904
Remuneration of councillors		38 650	53 751	60 893	64 306	64 306	64 306	64 306	68 229	71 231	74 437
Debt impairment	3	550 717	953 771	635 638	898 087	898 087	898 087	898 087	793 908	828 840	866 138
Depreciation & asset impairment	2	423 582	454 064	448 974	507 217	507 217	507 217	507 217	492 913	514 601	537 758
Finance charges		77 039	73 902	50 877	43 444	38 167	38 167	38 167	84 328	88 041	92 005
Bulk purchases - electricity	2	1 470 502	2 071 179	1 852 986	1 076 055	1 134 162	1 134 162	1 134 162	1 627 750	1 699 371	1 775 843
Inventory consumed	8	419 223	459 260	633 464	302 591	427 952	427 952	427 952	498 896	520 852	544 246
Contracted services		209 902	286 616	251 400	394 970	421 883	421 883	421 883	610 610	629 089	660 820
Transfers and subsidies		–	23 575	20 100	19 543	19 610	19 610	19 610	19 502	20 360	21 276
Other expenditure	4, 5	295 973	217 644	237 158	227 479	667 363	667 363	667 363	258 388	268 298	281 829
Losses											
Total Expenditure		4 097 962	5 318 677	4 930 892	4 326 090	4 978 056	4 978 056	4 978 056	5 330 189	5 548 784	5 803 255
Surplus/(Deficit)											
		(475 355)	(973 888)	61 950	864 659	241 280	241 280	241 280	339 550	399 586	420 137
Transfers and subsidies - capital (monetary allocations) (National / Provincial and District)		626 547	546 102	485 172	459 086	426 821	426 821	426 821	441 638	522 687	528 572
Transfers and subsidies - capital (monetary allocations) (National / Provincial Departmental Agencies, Households, Non-profit Institutions, Private Enterprises, Public Corporatons, Higher Educational Institutions)	6	–									
Transfers and subsidies - capital (in-kind - all)											
Surplus/(Deficit) after capital transfers & contributions		151 192	(427 786)	547 122	1 323 745	668 102	668 102	668 102	781 188	922 273	948 710
Taxation		–	–	–	–	–	–	–	–	–	–
Surplus/(Deficit) after taxation		151 192	(427 786)	547 122	1 323 745	668 102	668 102	668 102	781 188	922 273	948 710
Attributable to minorities		–	–	–	–	–	–	–	–	–	–
Surplus/(Deficit) attributable to municipality		151 192	(427 786)	547 122	1 323 745	668 102	668 102	668 102	781 188	922 273	948 710
Share of surplus/ (deficit) of associate	7	–	–	–	–	–	–	–	–	–	–
Surplus/(Deficit) for the year		151 192	(427 786)	547 122	1 323 745	668 102	668 102	668 102	781 188	922 273	948 710

ANNEXURE B

Vote Description	Ref	2017/18	2018/19	2019/20	Current Year 2020/21				2021/22 Medium Term Revenue & Expenditure Framework		
R thousand	1	Audited Outcome	Audited Outcome	Audited Outcome	Original Budget	Adjusted Budget	Full Year Forecast	Pre-audit outcome	Budget Year 2021/22	Budget Year +1 2022/23	Budget Year +2 2023/24
Capital expenditure - Vote											
Vote 1 - EXECUTIVE MAYOR		–	996	47	–	–	–	–	100	105	109
Vote 2 - MUNICIPAL MANAGER		–	485	34 075	12 419	7 893	7 893	7 893	14 376	11 613	12 093
Vote 3 - CORPORATE SUPPORT SERVICES		–	15 338	2 505	1 000	1 592	1 592	1 592	4 025	4 000	4 000
Vote 4 - BUDGET AND TREASURY		–	460	1 500	550	950	950	950	212	55	57
Vote 5 - PUBLIC SAFETY		–	16 319	5 000	2 950	1 950	1 950	1 950	23 705	8 198	5 713
Vote 6 - PLANNING AND HUMAN SETTLEMENT		–	1 089	9 450	3 500	3 500	3 500	3 500	7 500	7 776	8 065
Vote 7 - LOCAL ECONOMIC DEVELOPMENT		273	12 025	4 700	650	750	750	750	17 077	15 240	15 711
Vote 8 - COMMUNITY DEVELOPMENT		4 859	43 480	51 081	21 210	8 565	8 565	8 565	34 148	55 514	21 309
Vote 9 - TECHNICAL AND INFRASTRUCTURE		229 204	318 459	288 064	312 400	292 360	292 360	292 360	249 882	256 628	283 226
Vote 10 - ROADS AND TRANSPORT		486 699	697 057	274 916	256 726	261 246	261 246	261 246	275 845	288 164	309 013
Vote 11 - MUNICIPAL ENTITY		31 646	53 253	–	–	–	–	–	–	–	–
Vote 12 - [NAME OF VOTE 12]		–	–	–	–	–	–	–	–	–	–
Vote 13 - [NAME OF VOTE 13]		–	–	–	–	–	–	–	–	–	–
Vote 14 - [NAME OF VOTE 14]		–	–	–	–	–	–	–	–	–	–
Vote 15 - [NAME OF VOTE 15]		–	–	–	–	–	–	–	–	–	–
Capital single-year expenditure sub-total		752 682	1 158 961	671 337	611 404	578 806	578 806	578 806	626 870	647 292	659 297
Total Capital Expenditure - Vote		752 682	1 158 961	671 337	611 404	578 806	578 806	578 806	626 870	647 292	659 297
Capital Expenditure - Functional											
Governance and administration		–	1 941	111 756	50 969	17 435	17 435	17 435	12 845	11 931	12 271
Executive and council		–	1 481	34 114	13 155	8 630	8 630	8 630	100	105	109
Finance and administration		–	460	77 635	37 550	8 542	8 542	8 542	12 588	11 714	12 068
Internal audit		–	–	8	264	264	264	264	157	113	93
Community and public safety		20 634	45 333	11 070	11 320	4 015	4 015	4 015	51 001	55 053	17 511
Community and social services		1 807	29 014	2 749	6 770	465	465	465	13 871	25 295	233
Sport and recreation		–	–	822	100	100	100	100	11 925	20 060	10 065
Public safety		18 828	16 319	5 000	2 950	1 950	1 950	1 950	23 705	8 198	5 713
Housing		–	–	2 500	1 500	1 500	1 500	1 500	1 500	1 500	1 500
Health		–	–	–	–	–	–	–	–	–	–
Economic and environmental services		486 972	710 171	286 566	259 376	263 996	263 996	263 996	312 922	321 181	343 289
Planning and development		273	13 114	11 650	2 650	2 750	2 750	2 750	37 077	33 016	34 276
Road transport		486 699	697 057	274 916	256 726	261 246	261 246	261 246	275 845	288 164	309 013
Environmental protection		–	–	–	–	–	–	–	–	–	–
Trading services		245 075	386 179	261 945	289 740	293 360	293 360	293 360	250 102	259 128	286 226
Energy sources		85 674	27 768	33 492	68 800	130 520	130 520	130 520	144 125	129 900	136 915
Water management		87 999	257 889	161 527	151 500	101 500	101 500	101 500	77 447	115 228	130 811
Waste water management		68 349	86 055	61 725	62 100	60 340	60 340	60 340	27 500	11 500	15 500
Waste management		3 053	14 466	5 200	7 340	1 000	1 000	1 000	1 030	2 500	3 000
Other		–	15 338	–	–	–	–	–	–	–	–
Total Capital Expenditure - Functional	3	752 682	1 158 961	671 337	611 404	578 806	578 806	578 806	626 870	647 292	659 297
Funded by:											
National Government		625 980	543 665	534 079	459 086	426 206	426 206	426 206	441 318	522 392	528 339
Provincial Government		566	2 437	4 249	–	615	615	615	320	295	233
District Municipality		–	–	–	–	–	–	–	–	–	–
Transfers and subsidies - capital (monetary allocations) (National / Provincial Departmental Agencies, Households, Non-profit Institutions, Private Enterprises, Public Corporations, Higher Educational Institutions)		–	–	–	–	–	–	–	2 287	–	–
Transfers recognised - capital	4	626 546	546 102	538 328	459 086	426 821	426 821	426 821	443 925	522 687	528 572
Borrowing	6	–	–	–	125 000	125 000	125 000	125 000	–	–	–
Internally generated funds		126 136	612 859	133 009	27 319	26 985	26 985	26 985	182 945	124 605	130 725
Total Capital Funding	7	752 682	1 158 961	671 337	611 404	578 806	578 806	578 806	626 870	647 292	659 297

NW 373 RUSTENBURG LOCAL MUNICIPALITY | TARIFF BOOK | 2021 -2024



	Provide description of tariff structure where appropriate	Approved Tariff 2020/21	Percentage Increase	Draft Tariff 2021/2022	Percentage Increase	Draft Tariff 2022/2023	Percentage Increase	Draft Tariff 2023/2024	Billing Method
DOMESTIC TARIFFS									
Residential 1 Vacant Property	Basic Charge (R/month)	244.47	6.20%	259.62	6.20%	275.72	6.20%	292.81	R/Month
Residential High Density Vacant Property	Basic Charge (R/month)	3 145.11	6.20%	3 340.11	6.20%	3 547.19	6.20%	3 767.12	R/Month
Residential Life-line	Block 1 (1-50 KWH)	106.28	6.20%	112.87	6.20%	119.87	6.20%	127.30	cent per kWh
	Block 2 (51-350 KWH)	132.85	6.20%	141.09	6.20%	149.83	6.20%	159.12	cent per kWh
	Block 3 (351-600 KWH)	177.28	6.20%	188.27	6.20%	199.95	6.20%	212.34	cent per kWh
	Block 4 (601 + KWH)	213.29	6.20%	226.51	6.20%	240.56	6.20%	255.47	cent per kWh
Residential Town Prepaid	Basic Charge (R/month)	244.47	6.20%	259.62	6.20%	275.72	6.20%	292.81	R/Month
	Block 1 (1-50 KWH)	114.49	6.20%	121.59	6.20%	129.13	6.20%	137.14	cent per kWh
	Block 2 (51-350 KWH)	135.96	6.20%	144.39	6.20%	153.34	6.20%	162.85	cent per kWh
	Block 3 (351-600 KWH)	172.21	6.20%	182.89	6.20%	194.23	6.20%	206.27	cent per kWh
	Block 4 (601 + KWH)	209.20	6.20%	222.17	6.20%	235.95	6.20%	250.57	cent per kWh
Residential Town Conventional	Basic Charge (R/month)	342.72	6.20%	363.97	6.20%	386.53	6.20%	410.50	R/Month
	Block 1 (1-50 KWH)	105.29	6.20%	111.81	6.20%	118.75	6.20%	126.11	cent per kWh
	Block 2 (51-350 KWH)	131.63	6.20%	139.79	6.20%	148.46	6.20%	157.66	cent per kWh
	Block 3 (351-600 KWH)	175.28	6.20%	186.15	6.20%	197.69	6.20%	209.95	cent per kWh
	Block 4 (601 + KWH)	212.92	6.20%	226.12	6.20%	240.14	6.20%	255.03	cent per kWh
Residential Rural Prepaid	Basic Charge (R/month)	373.93	6.20%	397.11	6.20%	421.73	6.20%	447.88	R/Month
	Block 1 (1-50 KWH)	107.92	6.20%	114.61	6.20%	121.72	6.20%	129.26	cent per kWh
	Block 2 (51-350 KWH)	134.90	6.20%	143.26	6.20%	152.15	6.20%	161.58	cent per kWh
	Block 3 (351-600 KWH)	173.28	6.20%	184.02	6.20%	195.43	6.20%	207.55	cent per kWh
	Block 4 (601 + KWH)	210.47	6.20%	223.52	6.20%	237.38	6.20%	252.10	cent per kWh
Residential Rural Conventional	Basic Charge (R/month)	373.93	6.20%	397.11	6.20%	421.73	6.20%	447.88	R/Month
	Block 1 (1-50 KWH)	107.92	6.20%	114.61	6.20%	121.72	6.20%	129.26	cent per kWh
	Block 2 (51-350 KWH)	134.90	6.20%	143.26	6.20%	152.15	6.20%	161.58	cent per kWh
	Block 3 (351-600 KWH)	173.28	6.20%	184.02	6.20%	195.43	6.20%	207.55	cent per kWh
	Block 4 (601 + KWH)	210.47	6.20%	223.52	6.20%	237.38	6.20%	252.10	cent per kWh
NON-DOMESTIC SMALL TO LARGE CONSUMER TARIFFS (Including Residential Bulk)									
Business Zoned Vacant property	Basic Charge (R/month)	1 044.65	6.20%	1 109.42	6.20%	1 178.21	6.20%	1 251.25	R/Month
Non-domestic (Conventional) - Town + Rural	Basic Charge (R/month)	1 044.65	6.20%	1 109.42	6.20%	1 178.21	6.20%	1 251.25	R/Month
	Energy Rate (c/kWh) Winter	261.16	6.20%	277.36	6.20%	294.55	6.20%	312.81	cent per kWh
	Energy Rate (c/kWh) Summer	195.89	6.20%	208.04	6.20%	220.93	6.20%	234.63	cent per kWh
Non-Domestic (Prepaid) - Town + Rural	Basic Charge (R/month)	1 044.65	6.20%	1 109.42	6.20%	1 178.21	6.20%	1 251.25	R/Month
	Energy Rate (c/kWh) Winter	261.16	6.20%	277.36	6.20%	294.55	6.20%	312.81	cent per kWh
	Energy Rate (c/kWh) Summer	195.89	6.20%	208.04	6.20%	220.93	6.20%	234.63	cent per kWh
BULK CONSUMER TARIFFS									
Industrial Zoned Vacant property	Basic Charge (R/month)	3 145.11	6.20%	3 340.11	6.20%	3 547.19	6.20%	3 767.12	R/Month

ANNEXURE C

NW 373 RUSTENBURG LOCAL MUNICIPALITY | TARIFF BOOK | 2021 -2024



ELECTRICAL ENGINEERING CONTRIBUTIONS RATES

Item	Description														
1,	AFTER DIVERSITY MAXIMUM DEMAND (ADMD) VALUES ADMD's applicable for the calculation of engineering contribution rates will be as follows:														
	<table><tr><th>Description</th><th>ADMD</th></tr><tr><td>Residential</td><td>As per NRS 069 and NRS 034 for the applicable consumption class</td></tr><tr><td>Hotel, Guest House or equivalent</td><td>80 VA/m²</td></tr><tr><td>Business, Office or equivalent</td><td>80 VA/m²</td></tr><tr><td>Light Industrial, Garage or equivalent</td><td>40 VA/m²</td></tr><tr><td>Educational or equivalent</td><td>20 VA/m²</td></tr><tr><td>Devotional, agricultural, nursery, scrap yard or equivalent</td><td>20 VA/m²</td></tr></table>	Description	ADMD	Residential	As per NRS 069 and NRS 034 for the applicable consumption class	Hotel, Guest House or equivalent	80 VA/m ²	Business, Office or equivalent	80 VA/m ²	Light Industrial, Garage or equivalent	40 VA/m ²	Educational or equivalent	20 VA/m ²	Devotional, agricultural, nursery, scrap yard or equivalent	20 VA/m ²
	Description	ADMD													
	Residential	As per NRS 069 and NRS 034 for the applicable consumption class													
	Hotel, Guest House or equivalent	80 VA/m ²													
	Business, Office or equivalent	80 VA/m ²													
	Light Industrial, Garage or equivalent	40 VA/m ²													
	Educational or equivalent	20 VA/m ²													
Devotional, agricultural, nursery, scrap yard or equivalent	20 VA/m ²														
2,	MAXIMUM DEMAND (IN KVA) CALCULATION														
2.1	General note:														
2.1.1	The higher of the value calculated at secondary transformation level by: 1) The Developer's appointed Professional Electrical Engineer, or 2) The value as determined by the applicable formula below according to the development's zoning The RLM may advise the customer where it is deemed necessary for the customer to increase its notified maximum demand.														
2.1.2															
2.1.3	Maximum demand may only be lowered by lowering town planning rights Where town planning rights cannot be lowered and a developer insists on a maximum demand lower than figures calculated according to 2.1.1 then the developer shall register a servitude of constraint in the title deed of the property concerned.														
2.1.4	A maximum demand shall be calculated for each legal property, or notorially tied property. In the case of new township or a mixed-use development a consolidated maximum demand may be calculated in terms of item 2.07 for the entire development.														
2.1.5															
2.2	Residential development As determined according to Formula in par 4.2.2 of NRS 034-1:2001, as amended from time from time to time.														
2.2.1															
2.2.2	Parameters a, b and c are determined as per table 3a of NRS 034-1:2001 as amended from time to time, for standard ADMD values.														
2.2.3	Parameters for a and b for a given circuit breaker size c shall be otherwise determined in terms of the formulae set out in NRS 034-1:2001, as amended from time to time.														
2.3	Commercial, Governmental and other non-domestic loads, excluding industrial loads: <i>Maximum demand (in kVA) = ADMD (in kVA/m² from Table 1) x FAR x Stand area (in m²)</i> Where FAR is the Floor to Area Ratio, i.e. the area of total building floor area divided by total stand area. The total building floor area shall be deemed to include all lettable areas, including common building areas.														
2.4	Light Industrial: <i>Maximum demand (in kVA) = ADMD (in kVA/m² from Table 1) x FAR x Stand area (in m²)</i>														
2.5	Heavy Industrial: As determined by the developer's consulting engineer (Professional Electrical Engineer)														
2.6	Special loads: Special loads are deemed to be loads associated with special zoning such as storage garages, cemeteries, churches. The higher of the value calculated at secondary transformation level by: 1. 13.8 kVA (equivalent to 60 A single phase) 2. the developer's appointed Professional Electrical Engineer														
2.7	Mixed-use loads: Any combination of the above, with diversity factors applied or composite load curves summated to determine the annual coincident maximum demand of the saturated development (i.e. for the full development when all properties have been developed). Diversification factors shall be applied at secondary transformation level.														
2.8	Phased developments For phased developments, any combination of the above, subject thereto that Council has approved such phased development and the payment of contributions in respect of each phase.														

		Rate Excl VAT 2020/2021	Percentage Increase 2020/2021	Rate Excl VAT 2021/2022	Unit
3.	ENGINEERING CONTRIBUTIONS				
3.1	Increase with 4.6% CPI as per Nersa guidelines 14 May 2020 as forecasted by the Bureau of Economic Research for 20/21.				
3.1.1	Engineering contributions shall be calculated by multiplying the determined demand in kVA by the rate per kVA stated for the appropriate point of connection below: For High voltage connections 88 kV For a connection directly to the 88 kV busbars of a primary intake-substation: In addition, the developer pays for the dedicated infrastructure, being a full 88 kV feeder bay inclusive of busbar isolator, circuit breaker, CTs and VTs, line isolator, metering requirements, jumpers, clamps, protection relays and the 88 kV line.	171.54	4.50%	179.26	per kVA
3.2	For medium voltage connections (11 & 33 kV) from the urban network				
3.2.1	For a connection directly to three 33 kV busbars of a substation: In addition, the developer pays for the dedicated infrastructure, being a 33 kV feeder bay inclusive of circuit breaker, CTs and VTs, metering requirements, protection relays and 33 kV cable.	516.72	4.50%	539.98	per kVA
3.2.2	For a connection directly to the 11 kV busbars of a substation: In addition, the developer pays for the dedicated infrastructure, being an 11 kV feeder bay inclusive of circuit breaker, CTs and VTs, metering requirements, protection relays and 11 kV cable.	2 966.46	4.50%	3 099.95	per kVA
3.2.3	For a connection directly to a 11 kV ring: RLM pays for the ring main unit and upstream 11 kV infrastructure. In addition, the developer pays for the dedicated infrastructure, being the bulk 11 kV meter and shall provide his own customer circuit breaker.	3 335.69	4.50%	3 485.80	per kVA
3.3	For low voltage connections from the urban network				
3.3.1	For a connection directly to the LV busbars of a Minisub: RLM will provide the minisub and upstream 11 kV cable In addition, the developer pays for the dedicated infrastructure, being a LV feeder breaker and the meter to	4 247.81	4.50%	4 438.96	per kVA
3.3.2	For a connection directly to the LV busbars of a distribution kiosk located along an LV feeder on the boundary of a property: RLM will provide the upstream LV feeder, the LV distribution kiosk, the minisub and upstream 11 kV cable. In addition, the developer pays for the dedicated infrastructure, being a LV feeder breaker and the meter to be installed in the contribution kiosk.	4 757.21	4.50%	4 971.28	per kVA
3.4	For medium voltage connections (11 & 33 kV) from the rural network				
3.4.1	For a connection directly to an 11 kV overhead line: RLM pays for the ring main unit and upstream 11 kV infrastructure. In addition, the developer pays for the dedicated infrastructure, being the bulk 11 kV meter and shall provide his own customer circuit breaker.	3 355.57	4.50%	3 506.57	per kVA
3.5	For low voltage connections from the rural network				
3.5.1	For a connection directly to the LV busbars of a Pole transformer: RLM will provide the pole transformer and upstream 11 kV line. In addition, the developer pays for the dedicated infrastructure, being a LV feeder breaker and the meter to be installed in the Minisub.	3 934.01	4.50%	4 111.04	per kVA
3.5.2	For a connection directly to the LV busbars of a distribution kiosk located along an LV overhead feeder on the boundary of a property: RLM will provide the upstream LV overhead line feeder, the LV distribution kiosk, the pole transformer and upstream 11 kV lines. In addition, the developer pays for the dedicated infrastructure, being a LV feeder breaker and the meter to be installed in the distribution kiosk.	4 205.97	4.50%	4 395.23	per kVA

WATER TARIFFS

	Approved Tariff 2020/2021	2021/2022 Increase	Proposed Tariff 2021/2022	2022/2023 Increase	Proposed Tariff 2022/2023	2023/2024 Increase	Proposed Tariff 2023/2024
CONSUMER							
DOMESTIC (Prepaid and Conventional meters) TOTAL							
Consumption 0KL to 12KL	13.9842	5.4%	14.7393	5.4%	15.5353	5.4%	16.3742
Consumption 13KL to 25KL	14.7906	5.4%	15.5893	5.4%	16.4311	5.4%	17.3184
Consumption 26KL to 40KL	17.7509	5.4%	18.7094	5.4%	19.7198	5.4%	20.7846
Consumption 41KL to 60KL	22.4234	5.4%	23.6343	5.4%	24.9105	5.4%	26.2557
Consumption above 60KL	25.4390	5.4%	26.8127	5.4%	28.2606	5.4%	29.7867
Domestic consumers with no meter. Minimum charge per household per month	85.6176	5.4%	90.2410	5.4%	95.1140	5.4%	100.2501
AGRICULTURAL DOMESTIC TOTAL							
Consumption 0KL to 12KL	19.0323	5.4%	20.0600	5.4%	21.1433	5.4%	22.2850
Consumption 13KL to 25KL	20.8880	5.4%	22.0160	5.4%	23.2048	5.4%	24.4579
Consumption 26KL to 40KL	23.1745	5.4%	24.4259	5.4%	25.7449	5.4%	27.1351
Consumption 41KL to 60KL	22.8100	5.4%	24.0417	5.4%	25.3400	5.4%	26.7084
Consumption above 60KL	24.8204	5.4%	26.1607	5.4%	27.5734	5.4%	29.0623
INDUSTRIAL TOTAL							
Consumption 0KL to 60KL	22.2688	5.4%	23.4713	5.4%	24.7388	5.4%	26.0747
Consumption 61KL to 100KL	24.7652	5.4%	26.1025	5.4%	27.5121	5.4%	28.9977
Consumption 101KL to 150KL	26.0796	5.4%	27.4879	5.4%	28.9722	5.4%	30.5367
Consumption 151KL+	29.5260	5.4%	31.1204	5.4%	32.8009	5.4%	34.5722
INDUSTRIAL: BOSPOORT TOTAL							
Consumption 0KL to 60KL	23.5501	5.4%	24.8218	5.4%	26.1622	5.4%	27.5749
Consumption 61KL to 100KL	25.4500	5.4%	26.8243	5.4%	28.2728	5.4%	29.7995
Consumption 101KL to 150KL	24.8535	5.4%	26.1956	5.4%	27.6102	5.4%	29.1011
Consumption 151KL+	27.0185	5.4%	28.4775	5.4%	30.0153	5.4%	31.6361
COMMERCIAL TOTAL							
Consumption 0KL to 60KL	22.5670	5.4%	23.7856	5.4%	25.0700	5.4%	26.4238
Consumption 61KL to 100KL	24.2018	5.4%	25.5087	5.4%	26.8862	5.4%	28.3380
Consumption 101KL to 150KL	25.0744	5.4%	26.4284	5.4%	27.8556	5.4%	29.3598
Consumption 151KL+	27.2284	5.4%	28.6987	5.4%	30.2485	5.4%	31.8819
INSTITUTIONAL: Church TOTAL							
Consumption 0KL to 60KL	21.3630	5.4%	22.5166	5.4%	23.7325	5.4%	25.0141
Consumption 61KL to 100KL	22.7990	5.4%	24.0301	5.4%	25.3278	5.4%	26.6955
Consumption 101KL to 150KL	21.7938	5.4%	22.9707	5.4%	24.2111	5.4%	25.5185
Consumption 151KL+	23.5832	5.4%	24.8567	5.4%	26.1990	5.4%	27.6137
INSTITUTIONAL TOTAL							
Consumption 0KL to 60KL	20.9432	5.4%	22.0741	5.4%	23.2661	5.4%	24.5225
Consumption 61KL to 100KL	22.3461	5.4%	23.5528	5.4%	24.8246	5.4%	26.1652
Consumption 101KL to 150KL	21.6391	5.4%	22.8076	5.4%	24.0392	5.4%	25.3373
Consumption 151KL+	23.7047	5.4%	24.9848	5.4%	26.3339	5.4%	27.7560
INSTITUTIONAL:GOVERNMENT TOTAL							
Consumption 0KL to 60KL	22.3019	5.4%	23.5062	5.4%	24.7755	5.4%	26.1134
Consumption 61KL to 100KL	26.0575	5.4%	27.4646	5.4%	28.9477	5.4%	30.5109
Consumption 101KL to 150KL	25.1186	5.4%	26.4750	5.4%	27.9047	5.4%	29.4115
Consumption 151KL+	27.6040	5.4%	29.0946	5.4%	30.6657	5.4%	32.3217
PUBLIC AND PRIVATE SCHOOLS							
Consumption 0KL to 60KL	21.9153	5.4%	23.0987	5.4%	24.3461	5.4%	25.6607
Consumption 61KL to 100KL	25.6047	5.4%	26.9874	5.4%	28.4447	5.4%	29.9807
Consumption 101KL to 150KL	24.3565	5.4%	25.6718	5.4%	27.0580	5.4%	28.5192
Consumption 151KL+	26.4441	5.4%	27.8721	5.4%	29.3772	5.4%	30.9635
SPECIAL							
Consumption 0KL to 60KL	23.6274	5.4%	24.9033	5.4%	26.2481	5.4%	27.6655
Consumption 61KL to 100KL	25.0524	5.4%	26.4052	5.4%	27.8311	5.4%	29.3340
Consumption 101KL to 150KL	24.1466	5.4%	25.4505	5.4%	26.8248	5.4%	28.2734
Consumption 151KL+	26.3337	5.4%	27.7557	5.4%	29.2545	5.4%	30.8343

WATER BASIC

CONSUMER	Approved Tariffs 2020/2021 monthly	Approved Tariffs 2020/2021 annually	2021/2022 Increase %	Proposed Tariffs 2021/2022 monthly	Proposed Tariffs 2021/2022 annually	2022/2023 Increase %	Proposed Tariffs 2022/2023 monthly	Proposed Tariffs 2022/2023 annually	2023/2024 Increase %	Proposed Tariffs 2023/2024 monthly	Proposed Tariffs 2023/2024 annually	Billing Method
Residential	89.44	1 073.28	5.40%	94.27	1 131.24	5.40%	99.36	1 192.32	5.40%	104.73	1 256.71	Per Unit
Residential/Vacant	94.54	1 134.48	5.40%	99.65	1 195.74	5.40%	105.03	1 260.31	5.40%	110.70	1 328.37	Per Unit
INDUSTRIAL	96.72	1 160.64	5.40%	101.94	1 223.31	5.40%	107.45	1 289.37	5.40%	113.25	1 359.00	Per Unit
INDUSTRIAL - Vacant	97.80	1 173.60	5.40%	103.08	1 236.97	5.40%	108.65	1 303.77	5.40%	114.51	1 374.17	Per Unit
Agricultural	91.99	1 103.88	5.40%	96.96	1 163.49	5.40%	102.19	1 226.32	5.40%	107.71	1 292.54	Per Unit
BUSINESS	96.72	1 160.64	5.40%	101.94	1 223.31	5.40%	107.45	1 289.37	5.40%	113.25	1 359.00	Per Unit
BUSINESS - Vacant	96.72	1 160.64	5.40%	101.94	1 223.31	5.40%	107.45	1 289.37	5.40%	113.25	1 359.00	Per Unit
CHURCH	87.43	1 049.16	5.40%	92.15	1 105.81	5.40%	97.13	1 165.53	5.40%	102.37	1 228.47	
Educational	87.43	1 049.16	5.40%	92.15	1 105.81	5.40%	97.13	1 165.53	5.40%	102.37	1 228.47	
STATE OWNED	91.41	1 096.92	5.40%	96.35	1 156.15	5.40%	101.55	1 218.59	5.40%	107.03	1 284.39	
MUNICIPALITY	91.41	1 096.92	5.40%	96.35	1 156.15	5.40%	101.55	1 218.59	5.40%	107.03	1 284.39	

RUSTENBURG LOCAL MUNICIPALITY DIRECTORATE - TECHNICAL AND INFRASTRUCTURE SERVICES

CIVIL BULK SERVICES CONTRIBUTIONS: NEW DEVELOPMENTS

1. CONTRIBUTIONS NORTH OF THE N4 (COUNCIL RES. 610 OF 25 SEPTEMBER 2001)

Date	Water		Sewerage		Roads		
	Pipeline	Storage	Pipeline	Treatment	Stormwater	Roads	
01-07-21	R 1 048/ Eq.Erf	R 1 048/ Eq.Erf	R 2 362/ Eq.Erf	R 2 106/m ³	R 1 163/ Eq.Erf	R 3 218/trips	Increase with 4.5% budget indication

2. CONTRIBUTIONS SOUTH OF THE N4 (COUNCIL RES. 69 OF 28 MAY 2002)

Date	Water		Sewerage		Roads		
	Water all inclusive		Pipeline	Treatment	Stormwater	Roads	
01-07-21	R 6 888/ Eq Erf		R 2 153/ Eq.Erf	R 1 919/m ³	R 1 047/ Eq.Erf	R 3 060/trips	Increase with 4.5% budget indication

3. CONTRIBUTIONS FOR THE DELTA AREA (COUNCIL RES. 25 - SEPTEMBER 2002)

Date	Water		Sewerage		Roads		
	Water all inclusive		Pipeline	Treatment	Stormwater	Roads	
01-07-21	R 6 888/ Eq Erf		R 2 064/ Eq.Erf	R 1 919/m ³	R 1 046/ Eq.Erf	R 6 054/trips	Increase with 4.5% budget indication

4. CONTRIBUTIONS FOR AREAS INCLUDING CUCKOO AVE (COUNCIL RES. 93 - 30 JULY 2002)

Date	Water		Sewerage		Roads		
	Water all inclusive		Pipeline	Treatment	Stormwater	Roads	
01-07-21	R 6 888/ Eq Erf		R 2 152/ Eq.Erf	R 1 916/m ³	R 1 044/ Eq.Erf	R 7 383/trips	Increase with 4.5% budget indication

NOTES:

Trips are calculated as follows:

- a. Normal residential stand: (Res 1) 1.5 trips per normal household.
- b. Cluster housing: (Res 2) 1.1 trips per normal household

ANNEXURE C

NW 373 RUSTENBURG LOCAL MUNICIPALITY | TARIFF BOOK | 2021 -2024



SUNDRY WATER TARIFFS

Description	Approved Tariff 2020/2021				Increase 2021/2022	Proposed Tariff 2021/2022				Increase 2022/2023	Proposed Tariff 2022/2023				Increase 2023/2024	Proposed Tariff 2023/2024			
	Short	Long	Short (Prepaid)	Long (Prepaid)		Short	Long	Short (Prepaid)	Long (Prepaid)		Short	Long	Short (Prepaid)	Long (Prepaid)		Short	Long	Short (Prepaid)	Long (Prepaid)
SUMMARY OF WATER CONNECTION																			
15 mm Connection	5 038.05	53 351.49	8 161.21	56 434.55	5.40%	5 310.10	56 232.47	8 601.92	59 482.02	5.40%	5 596.85	59 269.02	9 066.42	62 694.04	5.40%	5 899.08	62 469.55	9 556.01	66 079.52
20 mm Connection	5 038.46	38 988.87	8 505.25	56 481.59	5.40%	5 310.54	41 094.27	8 964.53	59 531.60	5.40%	5 597.31	43 313.36	9 448.62	62 746.30	5.40%	5 899.56	45 652.28	9 958.84	66 134.60
25 mm Connection	5 862.96	54 482.09	8 547.88	56 569.81	5.40%	6 179.56	57 424.12	9 009.47	59 624.58	5.40%	6 513.26	60 525.03	9 495.98	62 844.31	5.40%	6 864.97	63 793.38	10 008.76	66 237.90
	Short	Long	Short (AMR)	Long (AMR)		Short	Long	Short (AMR)	Long (AMR)		Short	Long	Short (AMR)	Long (AMR)		Short	Long	Short (AMR)	Long (AMR)
50 mm Connection	21 212.39	84 755.47	28 713.47	92 258.02	5.40%	22 357.86	89 332.27	30 264.00	97 239.95	5.40%	23 565.18	94 156.21	31 898.25	102 490.91	5.40%	24 837.70	99 240.64	33 620.76	108 025.42
80 mm Connection	29 228.05	93 293.06	36 730.60	100 794.14	5.40%	30 806.36	98 330.89	38 714.05	106 237.02	5.40%	32 469.91	103 640.75	40 804.61	111 973.82	5.40%	34 223.28	109 237.35	43 008.06	118 020.41
100 mm Connection	34 941.34	125 399.80	42 442.42	106 702.97	5.40%	36 828.17	132 171.39	44 734.31	112 464.93	5.40%	38 816.89	139 308.64	47 149.96	118 538.04	5.40%	40 913.01	146 831.31	49 696.06	124 939.09
150 mm Connection	52 891.31	125 399.80	60 393.86	130 636.75	5.40%	55 747.44	132 171.39	63 655.13	137 691.13	5.40%	58 757.80	139 308.64	67 092.51	145 126.46	5.40%	61 930.72	146 831.31	70 715.50	152 963.28
SUMMARY OF SEWER CONNECTION																			
100 mm Sewer Connection	4 193.08	67 959.63	-	-	5.40%	4 419.51	71 629.45	-	-	5.40%	4 658.16	75 497.44	-	-	5.40%	4 909.70	79 574.30	-	-
160 mm Sewer Connection	4 559.16	76 966.22	-	-	5.40%	4 805.35	81 122.40	-	-	5.40%	5 064.84	85 503.01	-	-	5.40%	5 338.35	90 120.17	-	-
SUMMARY OF METER TEST	Cost					Cost					Cost					Cost			
15mm Meter Test	1 042.39				5.40%	1 098.68	-	-	-	5.40%	1 158.01	-	-	-	5.40%	1 220.54	-	-	-
20mm Meter Test	1 079.14				5.40%	1 137.41	-	-	-	5.40%	1 198.83	-	-	-	5.40%	1 263.57	-	-	-
25mm Meter Test	1 604.01				5.40%	1 690.63	-	-	-	5.40%	1 781.92	-	-	-	5.40%	1 878.14	-	-	-
50mm Meter Test	2 167.11				5.40%	2 284.13	-	-	-	5.40%	2 407.48	-	-	-	5.40%	2 537.48	-	-	-
50mm Meter Test (connection)	4 315.11				5.40%	4 548.13	-	-	-	5.40%	4 793.72	-	-	-	5.40%	5 052.59	-	-	-
80mm Meter Test	2 972.79				5.40%	3 133.32	-	-	-	5.40%	3 302.52	-	-	-	5.40%	3 480.86	-	-	-
80mm Meter Test (connection)	5 657.42				5.40%	5 962.92	-	-	-	5.40%	6 284.92	-	-	-	5.40%	6 624.30	-	-	-
100mm Meter Test	3 778.48				5.40%	3 982.52	-	-	-	5.40%	4 197.57	-	-	-	5.40%	4 424.24	-	-	-
100mm Meter Test (connection)	6 461.63				5.40%	6 810.56	-	-	-	5.40%	7 178.33	-	-	-	5.40%	7 565.96	-	-	-
150 mm Meter Test	5 522.16				5.40%	5 820.36	-	-	-	5.40%	6 134.66	-	-	-	5.40%	6 465.93	-	-	-
150mm Meter Test (connection)	6 461.63				5.40%	6 810.56	-	-	-	5.40%	7 178.33	-	-	-	5.40%	7 565.96	-	-	-
200mm Meter Test	5 522.16				5.40%	5 820.36	-	-	-	5.40%	6 134.66	-	-	-	5.40%	6 465.93	-	-	-
200mm Meter Test (connection)	6 461.63				5.40%	6 810.56	-	-	-	5.40%	7 178.33	-	-	-	5.40%	7 565.96	-	-	-
15mm water meter KSM	516.05				5.40%	543.92	-	-	-	5.40%	573.29	-	-	-	5.40%	604.25	-	-	-
15mm water metered box	732.17				5.40%	771.71	-	-	-	5.40%	813.38	-	-	-	5.40%	857.30	-	-	-
20mm water meter KSM	536.63				5.40%	565.61	-	-	-	5.40%	596.15	-	-	-	5.40%	628.34	-	-	-
20mm water metered box	964.47				5.40%	1 016.55	-	-	-	5.40%	1 071.45	-	-	-	5.40%	1 129.30	-	-	-
25mm water meter KSM	1 224.70				5.40%	1 290.83	-	-	-	5.40%	1 360.54	-	-	-	5.40%	1 434.01	-	-	-
25mm water metered box	1 526.09				5.40%	1 608.50	-	-	-	5.40%	1 695.36	-	-	-	5.40%	1 786.91	-	-	-
50mm water meter	3 396.22				5.40%	3 579.62	-	-	-	5.40%	3 772.92	-	-	-	5.40%	3 976.65	-	-	-
50mm combination meter	10 953.17				5.40%	11 544.64	-	-	-	5.40%	12 168.05	-	-	-	5.40%	12 825.13	-	-	-
80mm water meter	4 322.46				5.40%	4 555.87	-	-	-	5.40%	4 801.89	-	-	-	5.40%	5 061.19	-	-	-
80mm combination meter	11 952.92				5.40%	12 598.38	-	-	-	5.40%	13 278.69	-	-	-	5.40%	13 995.74	-	-	-
100mm water meter	4 748.82				5.40%	5 005.26	-	-	-	5.40%	5 275.54	-	-	-	5.40%	5 560.42	-	-	-
100mm combination meter	13 232.02				5.40%	13 946.55	-	-	-	5.40%	14 699.66	-	-	-	5.40%	15 493.44	-	-	-
150mm water meter	7 718.68				5.40%	8 135.49	-	-	-	5.40%	8 574.81	-	-	-	5.40%	9 037.84	-	-	-
150mm combination meter	26 169.99				5.40%	27 583.17	-	-	-	5.40%	29 072.66	-	-	-	5.40%	30 642.58	-	-	-
Prepaid / smart meter 15 - 25 mm	3 675.56				5.40%	3 874.04	-	-	-	5.40%	4 083.24	-	-	-	5.40%	4 303.73	-	-	-
OTHER SERVICES																			
Description																			
WSDP Copy	341.09				5.40%	359.51	-	-	-	5.40%	378.92	-	-	-	5.40%	399.38	-	-	-
Water services bylaw copy	85.27				5.40%	89.87	-	-	-	5.40%	94.73	-	-	-	5.40%	99.84	-	-	-
Delivery of water by tankers	805.68				5.40%	849.19	-	-	-	5.40%	895.04	-	-	-	5.40%	943.38	-	-	-
Septic and sewer tank disludging per Litre	0.34				5.40%	0.36	-	-	-	5.40%	0.38	-	-	-	5.40%	0.40	-	-	-
Treated Water per kl	12.96				5.40%	13.66	-	-	-	5.40%	14.40	-	-	-	5.40%	15.17	-	-	-
Portable toilets hire	392.55				5.40%	413.75	-	-	-	5.40%	436.09	-	-	-	5.40%	459.64	-	-	-
Water quality check per parameter	Based on current rates of appointed service provider					Based on current rates of appointed service provider					Based on current rates of appointed service provider					Based on current rates of appointed service provider			
Night soil disposal per 5kl or part	470.27				5.40%	495.66	-	-	-	5.40%	522.43	-	-	-	5.40%	550.64	-	-	-
Prepaid meter tag	169.10				5.40%	178.23	-	-	-	5.40%	187.86	-	-	-	5.40%	198.00	-	-	-
Relocation of services	Quote on request					Quote on request					Quote on request					Quote on request			
Damage recovery	As per extent based on losses					As per extent based on losses					As per extent based on losses					As per extent based on losses			
Adjustment of manhole	Quote on request					Quote on request					Quote on request					Quote on request			

INDUSTRIAL EFFLUENT MONITORING

The following formula will apply for industrial effluent charges covering the conveyance, and treatment of industrial effluent. $T_i = C \times Q_i \times$
[0,3 + 0,35 Kc + 0,25 Kn + 0,1 Kp]
Where:
 T_i = charge due in R/month

 C = total cost of the sewerage undertaking of Rustenburg Local Municipality covering both treatment and conveyance and must

 Q_i = sewage flow from the industry in m3/month

 Q_t = sum of design capacities of all the waste water treatment works of the Rustenburg Local Municipality in m3/month

 K_c = $\frac{COD_i}{COD_t}$
Where: COD_i = industry sewage COD
 COD_t = target COD as published in **Schedule A** in the Bylaws in mg/l
The ratio(Kc) is the larger of 1 or the actual ratio
 K_n = $\frac{TKN_i}{TKN_t}$
Where: TKN_i = the industry TKN
 TKN_t = target TKN as published in **Schedule A** in the Bylaws in mg/l
The ratio(Kn) is the larger of 1 or the actual ratio
 K_p = $\frac{P_i}{P_t}$
Where: P_i = Phosphate of industry in mg/l
 P_t = target Phosphate as published in **Schedule A** in these Bylaws in mg/l
The ratio(Kp) is the larger of 1 or the actual ratio.

(a) The factor of 0,3 represents the “fixed portion” of the costs. This is independent of the strength (or make-up of the sewage) and also deals with
(b) The above formula is only applicable for the treatment of compliant effluent. If any constituent (heavy metals, any toxic substances etc.)
i. Refuse to accept the effluent
ii. Impose a fine on the industry

iii. Insist on pre-treatment by the industry to render the effluent compliant prior to discharge to the municipal system.

(c) Fines for contravening the allowable limits of constituents in industrial effluents.

(d) The municipality sells treated sewage effluent to the mines as process water. There is stringent quality criteria associated with this and the

(e) The municipality will thus, in particular, enforce the fat and oil standards rigorously.
(f) The fines will be implemented as follows:
i. First written warning. No fine
ii. Second contravention R10 000.00 fine regardless of quantity or quality
iii. Subsequent contraventions:

- Spot fines of the larger of R 10 000 or a flow related minimum fine of R5 per m3 or as per written approval
- Refuse to accept the effluent

SANITATION SERVICES

CONSUMER	Approved Tariff 2020/2021	2021/2022 Increase %	Proposed Tariff 2021/2022	2022/2023 Increase %	Proposed Tariff 2022/2023	2023/2024 Increase %	Proposed Tariff 2023/2024	Billing Method
Residential 1 TOTAL								
Up to and including 300m2	163.7792	5.40%	172.6233	5.40%	181.9449	5.40%	191.7700	
301m2 to 1000m2	173.6101	5.40%	182.9850	5.40%	192.8662	5.40%	203.2810	
1001m2 to 2000m2	187.5060	5.40%	197.6313	5.40%	208.3034	5.40%	219.5518	
2001m2 and Above	206.2401	5.40%	217.3771	5.40%	229.1154	5.40%	241.4877	
Residential 2-4 TOTAL								
Up to and including 300m2	165.2704	5.40%	174.1950	5.40%	183.6015	5.40%	193.5160	Sewer points
301m2 to 1000m2	175.1787	5.40%	184.6383	5.40%	194.6088	5.40%	205.1177	
1001m2 to 2000m2	189.1961	5.40%	199.4127	5.40%	210.1810	5.40%	221.5307	
2001m2 and Above	206.2401	5.40%	217.3771	5.40%	229.1154	5.40%	241.4877	
Business/Commercial TOTAL								Sewer points
Up to and including 300m2	178.5698	5.40%	188.2126	5.40%	198.3760	5.40%	209.0884	
301m2 to 1000m2	198.2648	5.40%	208.9711	5.40%	220.2555	5.40%	232.1493	
1001m2 to 2000m2	224.0904	5.40%	236.1913	5.40%	248.9456	5.40%	262.3887	
2001m2 and Above	257.7918	5.40%	271.7126	5.40%	286.3850	5.40%	301.8498	
Industrial TOTAL								Sewer points
Up to and including 300m2	185.3962	5.40%	195.4076	5.40%	205.9596	5.40%	217.0814	
301m2 to 1000m2	205.8093	5.40%	216.9230	5.40%	228.6368	5.40%	240.9832	
1001m2 to 2000m2	232.6179	5.40%	245.1793	5.40%	258.4189	5.40%	272.3736	
2001m2 and Above	267.6006	5.40%	282.0510	5.40%	297.2818	5.40%	313.3350	
Government TOTAL								Sewer points
Up to and including 300m2	185.3962	5.40%	195.4076	5.40%	205.9596	5.40%	217.0814	

ANNEXURE C

NW 373 RUSTENBURG LOCAL MUNICIPALITY | TARIFF BOOK | 2021 -2024



WASTE MANAGEMENT										
Description	Tariff Code	Unit	Approved Tariffs 2019/2020	Approved Tariffs 2020/2021	Proposed Tariffs 2021/2022	Proposed Tariffs 2022/2023	Proposed Tariffs 2022/2023	Billing method	4.6% Increase 2020/ 2021	Changes
1. DOMESTIC										
Collection of 4 refuse bags/or 1 240L bin 1x per week -res 1	AA	R/month	145.10	152.94	159.97	167.33	175.03	Per unit	4.6	Change description to collection of 4 refuse bags 1x per week - res 1
ADDITIONAL REFUSE BAGS REMOVAL (PER BAG)	NEW		36.28	38.24	40.00	41.84	43.76		4.6	Will be charged when additional bags are identified at premises
Collection of 4 refuse bags/or 1 240L bin 1x per week res 2- 4	BA	R/month	145.10	152.94	159.97	167.33	175.03		4.6	Change description to collection of 4 refuse bags 1x per week res 2-4
BASIC CHARGE WITHOUT COLLECTION (Includes street cleaning)	NEW		72.55	76.47	79.99	83.66	87.51		4.6	Should be charged on all vacant stands
2. COMMERCIAL/INDUSTRIAL										
								Per Business		
BASIC CHARGE (WITHOUT COLLECTION)		R/month	555.62	585.62	612.56	640.74	670.21		4.6	New
BASIC CHARGE (COLLECTION RENDERED)		R/month	0.00	292.81	306.28	320.37	335.10			new
BAG COLLECTION 2 X PER WEEK (including street cleaning costs) 4 bags		R/month	555.62	585.62	612.56	640.74	670.21		4.6	New
240L BULK CONTAINER 1 X WEEK	CF	R/month	555.62	585.62	612.56	640.74	670.21		4.6	
240L BULK CONTAINER (ADDITIONAL)	CG	R/month	473.04	498.58	521.52	545.51	570.60		4.6	
770L BULK CONTAINER 1 X WEEK		R/month	1651.86	1741.06	1821.15	1904.92	1992.55		4.6	
770L BULK CONTAINER (ADDITIONAL)		R/month	1396.56	1471.97	1539.69	1610.51	1684.59		4.6	
1100L BULK CONTAINER 1 X WEEK		R/month	2372.66	2500.78	2615.82	2736.15	2862.01		4.6	
1100L BULK CONTAINER (ADDITIONAL)		R/month	2012.26	2120.92	2218.48	2320.53	2427.28		4.6	
1.5 m³ BULK CONTAINER 1 X WEEK	CB	R/month	2703.03	2848.99	2980.05	3117.13	3260.52		4.6	
1.5 m³ BULK CONTAINER 1 X WEEK (ADDITIONAL)	CC	R/month	2312.59	2437.47	2549.59	2666.87	2789.55		4.6	
4.0 m³ BULK CONTAINER 1 X WEEK		R/month	6156.91	6489.38	6787.89	7100.14	7426.74		4.6	
4.0 m³ BULK CONTAINER 1 X WEEK (ADDITIONAL)		R/month	5195.83	5476.40	5728.32	5991.82	6267.45		4.6	
6.0 m³ BULK CONTAINER 1 X WEEK	CD	R/month	9123.10	9615.75	10058.07	10520.74	11004.70		4.6	
6.0 m³ BULK CONTAINER 1 X WEEK (ADDITIONAL)	CE	R/month	7733.68	8151.30	8526.26	8918.47	9328.72		4.6	
3. INSTITUTIONAL										
MUNICIPAL	EA	R/month	152.41	160.64	168.03	175.76	183.84		4.6	
GOVERNMENT	FA	R/month	152.41	160.64	168.03	175.76	183.84		4.6	
CHURCH	GA	R/month	152.41	160.64	168.03	175.76	183.84		4.6	
EDUCATIONAL	JA	R/month	152.41	160.64	168.03	175.76	183.84		4.6	
4. RENTAL SERVICES										
								Per Unit		
240L BIN RENTAL (Including disposal costs)	CJ	R/week	274.43	289.25	289.25	302.56	316.47		0	
770L CONTAINER RENTAL (Including disposal costs)		R/week	550.29	580.01	580.01	606.69	634.60		0	
1100L CONTAINER RENTAL (Including disposal costs)		R/week	628.90	662.86	662.86	693.35	725.25		0	
4 m² SKIP CONTAINER RENTAL (First Removal)	CK	R/week	1515.09	1596.90	1596.09	1669.51	1746.31		0	
4 m² SKIP CONTAINER RENTAL (Additional Removal)		R/week	1286.40	1355.87	1355.87	1418.24	1483.48		0	
6 m² SKIP CONTAINER RENTAL (First Removal)	CL	R/week	2186.88	2304.97	2304.97	2411.00	2521.90		0	
6 m² SKIP CONTAINER RENTAL (Additional Removal)		R/week	1858.13	1958.47	1958.47	2048.56	2142.79		0	
9 m² SKIP CONTAINER RENTAL (First Removal)		R/week	3215.99	3389.65	3389.65	3545.57	3708.67		0	
9 m² SKIP CONTAINER RENTAL (Additional Removal)		R/week	2733.59	2881.20	2881.20	3013.74	3152.37		0	
36 m³ RORO CONTAINER RENTAL (First Removal)		R/week	7718.39	8135.18	8135.18	8509.40	8900.83		0	
36 m³ RORO CONTAINER RENTAL (Additional Removal)		R/week	6560.63	6914.90	6914.90	7232.99	7565.70		0	
5. OTHER SERVICES										
ANNUAL REGISTRATION AND LICENSING OF COMMERCIAL/PRIVATE WASTE COLLECTORS FROM THE JURISDICTION OF RLM (ONCE OFF PAYMENT THAT MUST BE PAID ONCE IN A FINANCIAL YEAR) Above 4 ton vehicle	NEW		2000.00	2108.00	2204.97	2306.40	2412.49	NEW	4.6	
ANNUAL REGISTRATION AND LICENSING OF COMMERCIAL/PRIVATE WASTE COLLECTORS FROM THE JURISDICTION OF RLM (ONCE OFF PAYMENT THAT MUST BE PAID ONCE IN A FINANCIAL YEAR) Less than 4 ton vehicle	NEW		500.00	527.00	551.24	576.60	603.12	NEW	4.6	
ANNUAL REGISTRATION AND LICENSING OF COMMERCIAL/PRIVATE WASTE COLLECTORS FROM OUTSIDE THE JURISDICTION OF RLM (ONCE OFF PAYMENT THAT MUST BE PAID ONCE IN A FINANCIAL YEAR) More than 4 ton vehicle	NEW		3000.00	3162.00	3307.45	3459.59	3618.74	NEW	4.6	
ANNUAL REGISTRATION AND LICENSING OF COMMERCIAL/PRIVATE WASTE COLLECTORS FROM OUTSIDE THE JURISDICTION OF RLM (ONCE OFF PAYMENT THAT MUST BE PAID ONCE IN A FINANCIAL YEAR) Less than 4 ton vehicle	NEW		1500.00	1581.00	1653.73	1729.80	1809.37	NEW	4.6	
RENEWAL OF ANNUAL LICENSES FOR COMMERCIAL/PRIVATE WASTE COLLECTORS (WASTE COLLECTORS IN/OUT OF THE RLM JURISDICTION)	NEW		1000.00	1054.00	1102.48	1153.20	1206.25	NEW	4.6	
RENTAL OF WASTE MANAGEMENT HALL		R/day	1203.36	1268.34	1326.69	1387.71	1451.55		4.6	
RENTAL OF PA (SOUND) SYSTEM		R/day	983.88	1037.01	1084.71	1134.61	1186.80		4.6	
WASTE REMOVAL INFORMAL SETTLEMENT PER SHACK		R/shack	22.72	23.95	25.05	26.20	27.41		4.6	
ILLEGAL DUMPING REMOVAL ON EMPTY STANDS 1- 1000 SQUARE METRES		R/stand	12230.39	12890.83	13483.81	14104.06	14752.85		4.6	
ILLEGAL DUMPING REMOVAL ON EMPTY STANDS 1001 SQUARE METRES AND ABOVE		R/stand	15136.64	15954.02	16687.90	17455.55	18258.50		4.6	
SPECIAL WASTE REMOVAL	KA	R/t	1265.19	1333.51	1394.85	1459.01	1526.13		4.6	
CARCASS REMOVAL	KD	R/carcass	349.61	368.49	385.44	403.17	421.72		4.6	
CONDEMNED FOODSTUFF		R/t	1193.56	1258.01	1315.88	1376.41	1439.73		4.6	
STREET SWEEPER OR COLLECTION WORKER		R/h	164.37	173.25	181.22	189.55	198.27		4.6	
DRIVER		R/h	242.99	256.11	267.89	280.22	293.11		4.6	
240 LITRE BIN ONCE OFF PURCHASE		R	771.97	813.66	851.08	890.23	931.19		4.6	
770 LITRE BIN ONCE OFF PURCHASE		R	7265.58	7657.92	8010.19	8378.65	8764.07		4.6	
1100 LITRE BIN ONCE OFF PURCHASE		R	7568.31	7977.00	8343.94	8727.76	9129.24		4.6	
6. DISPOSAL CHARGES AT THE DROP-OFF CENTRES AND TRANSFER STATIONS										
GARDEN WASTE		R/t	14.30	15.07	15.77	16.49	17.25		4.6	
8. DISPOSAL CHARGES AT THE WATERVAL LANDFILL			0.00	0.00	0.00	0.00	0.00		4.6	
Non Municipal Resident		R/t	450.23	474.54	496.37	519.20	543.09		4.6	
General waste (household waste and similar commercial, industrial and institutional wastes)		R/t	107.20	112.99	118.19	123.62	129.31		4.6	
Construction and demolition waste (uncontaminated soil and rubble up to a length of 80 cm from edge to edge)		R/t	7.15	7.54	7.88	8.25	8.62		4.6	
Rubble (stone, concrete or asphalt) with a length of larger than 80 cm from edge to edge		R/t	14.30	15.07	15.77	16.49	17.25		4.6	
Mixed construction and demolition waste (including glass, packaging, gypsum, wood, plastics, metals, etc.)		R/t	1200.00	1264.80	1322.98	1383.84	1447.49		4.6	
Special waste (Includes solid, liquid, sludge waste or waste requiring special handling, e.g. condemned foodstuff, animal carcasses, de-listed sanitary waste, rags and grit from sewerage works, incinerator ash, sludge etc.)		R/t	285.87	301.31	315.17	329.66	344.83		4.6	
all special wastes will require prior approval and laboratory testing)				0.00	0.00	0.00	0.00		4.6	
				0.00	0.00	0.00	0.00		4.6	
Mixed industrial and commercial waste		R/t	214.40	225.98	236.37	247.25	258.62		4.6	
Waste tyres up to a diameter of 0.8 m (normal passenger vehicle tyre) - without wheel rim		R/tyre	200.00	210.80	220.50	230.64	241.25		4.6	
Waste tyres up to a diameter of 0.8 m (normal passenger vehicle tyre) - with wheel rim		R/tyre	300.00	316.20	330.75	345.96	361.87		4.6	
Waste tyres with a diameter of larger than 0.8 m - without wheel rim		R/tyre	500.00	527.00	551.24	576.60	603.12		4.6	
Waste tyres with a diameter of larger than 0.8 m - with wheel rim		R/tyre	800.00	843.20	881.99	922.56	965.00		4.6	
Tyres cut or shredded		R/t	2000.00	2108.00	2204.97	2306.40	2412.49		4.6	
Bulky waste (Furniture, sofas, beds, mattresses, shelves, carpets, bicycles, and other bulky household items)		R/t	71.47	75.33	78.79	82.42	86.21		4.6	

SWIMMING POOLS					
Name of Facility	Description	Current Tariff 20/21	Proposed Tariff 21/22	Proposed Tariff 22/23	Proposed Tariff 23/24
Marais Street Swimming Pool	Adult (18 years and older)	R20.00	R21.00	R22.00	R23.00
	Child (between 3 and 17 years)	R5.00 (during weekends, School holidays and Public holidays)	R6.00 (during weekends, School holidays and Public holidays)	R7.00 (during weekends, School holidays and Public holidays)	R8.00 (during weekends, School holidays and Public holidays)
		R10.00 (during the week Monday to Friday)	R11.00 (during the week Monday to Friday)	R12.00 (during the week Monday to Friday)	R13.00 (during the week Monday to Friday)
	Pensioner (60 years and over / Pensioner with pension cards)	R15.00	R15.00	R15.00	R15.00
	School Group Booking (0 to 600 kids) no group bookings on weekends, school holidays and public holidays	R5.00 per ticket one entry	R6.00 per ticket one entry	R7.00 per ticket one entry	R8.00 per ticket one entry
	Private Event (terms and conditions apply)	R2 000.00	R2 100.00	R2 200.00	R2 300.00
	Gala (Provincial/National)	R4 000 (RLM collect gate takings) or R10 000 (Swimming Club collect gate takings)	R4 000 (RLM collect gate takings) or R10 000 (Swimming Club collect gate takings)	R4 000 (RLM collect gate takings) or R10 000 (Swimming Club collect gate takings)	R4 000 (RLM collect gate takings) or R10 000 (Swimming Club collect gate takings)
	Gala (School Inter-house/ Inter-high)	R1 000 (Spectators pay normal entry fee at municipal cashier. Access to the Clubhouse included (terms and conditions apply)	R1 050 (Spectators pay normal entry fee at municipal cashier. Access to the Clubhouse included (terms and conditions apply)	R1 100 (Spectators pay normal entry fee at municipal cashier. Access to the Clubhouse included (terms and conditions apply)	R1 150 (Spectators pay normal entry fee at municipal cashier. Access to the Clubhouse included (terms and conditions apply)
	Coaching or Teaching Swimming Lessons per month	R800.00	R850.00	R900.00	R950.00
	Hiring of the Clubhouse Marais Street Pool (NEW TARIFF)	NEW TARIFF	R1130 Refundable Deposit R620	R1130 Refundable Deposit R620	R1130 Refundable Deposit R620
Middle Street Swimming Pool	Adult (18 years and older)	R20.00	R21.00	R22.00	R23.00
	Child (between 3 and 17 years)	R5.00 (during weekends, School holidays and Public holidays)	R6.00 (during weekends, School holidays and Public holidays)	R7.00 (during weekends, School holidays and Public holidays)	R8.00 (during weekends, School holidays and Public holidays)
		R10.00 (during the week Monday to Friday)	R11.00 (during the week Monday to Friday)	R12.00 (during the week Monday to Friday)	R13.00 (during the week Monday to Friday)
	Pensioner (60 years and over / Pensioner with pension cards)	R15.00	R15.00	R15.00	R15.00
	School Group Booking (0 to 600 kids) no group bookings on weekends, school holidays and public holidays	R5.00 per ticket one entry	R6.00 per ticket one entry	R7.00 per ticket one entry	R8.00 per ticket one entry
	Coaching or Teaching Swimming Lessons per month	R800.00	R850.00	R900.00	R950.00
	Private Event (terms and conditions apply)	R2 000.00	R2 100.00	R2 200.00	R2 300.00
Ziniaville Swimming Pool	Adult (18 years and older)	R20.00	R21.00	R22.00	R23.00
	Child (between 3 and 17 years)	R5.00 (during weekends, School holidays and Public holidays)	R6.00 (during weekends, School holidays and Public holidays)	R7.00 (during weekends, School holidays and Public holidays)	R8.00 (during weekends, School holidays and Public holidays)
		R10.00 (during the week Monday to Friday)	R11.00 (during the week Monday to Friday)	R12.00 (during the week Monday to Friday)	R13.00 (during the week Monday to Friday)
	Pensioner (60 years and over / Pensioner with pension cards)	R15.00	R15.00	R15.00	R15.00
	School Group Booking (0 to 600 kids) no group bookings on weekends, school holidays and public holidays	R5.00 per ticket one entry	R6.00 per ticket one entry	R7.00 per ticket one entry	R8.00 per ticket one entry
	Coaching or Teaching Swimming Lessons per month	R800.00	R850.00	R900.00	R950.00
	Private Event (terms and conditions apply)	R2 000.00	R2 100.00	R2 200.00	R2 300.00
Karlenspark Swimming Pool	Adult (18 years and older)	R20.00	R21.00	R22.00	R23.00
	Child (between 3 and 17 years)	R5.00 (during weekends, School holidays and Public holidays)	R6.00 (during weekends, School holidays and Public holidays)	R7.00 (during weekends, School holidays and Public holidays)	R8.00 (during weekends, School holidays and Public holidays)
		R10.00 (during the week Monday to Friday)	R11.00 (during the week Monday to Friday)	R12.00 (during the week Monday to Friday)	R13.00 (during the week Monday to Friday)
	Pensioner (60 years and over / Pensioner with pension cards)	R15.00	R15.00	R15.00	R15.00
	School Group Booking (0 to 600 kids) no group bookings on weekends, school holidays and public holidays	R5.00 per ticket one entry	R6.00 per ticket one entry	R7.00 per ticket one entry	R8.00 per ticket one entry
	Coaching or Teaching Swimming Lessons per month	R800.00	R850.00	R900.00	R950.00
	Private Event (terms and conditions apply)	R2 000.00	R2 100.00	R2 200.00	R2 300.00
Monakato Swimming Pool	Adult (18 years and older)	R20.00	R21.00	R22.00	R23.00
	Child (between 3 and 17 years)	R5.00 (during weekends, School holidays and Public holidays)	R6.00 (during weekends, School holidays and Public holidays)	R7.00 (during weekends, School holidays and Public holidays)	R8.00 (during weekends, School holidays and Public holidays)
		R10.00 (during the week Monday to Friday)	R11.00 (during the week Monday to Friday)	R12.00 (during the week Monday to Friday)	R13.00 (during the week Monday to Friday)
	Pensioner (60 years and over / Pensioner with pension cards)	R15.00	R15.00	R15.00	R15.00
	School Group Booking (0 to 600 kids) no group bookings on weekends, school holidays and public holidays	R5.00 per ticket one entry	R6.00 per ticket one entry	R7.00 per ticket one entry	R8.00 per ticket one entry
	Coaching or Teaching Swimming Lessons per month	R800.00	R850.00	R900.00	R950.00
	Private Event (terms and conditions apply)	R2 000.00	R2 100.00	R2 200.00	R2 300.00
Karlenspark Swimming Pool	Child (between 3 and 17 years)	R5.00 (during weekends, School holidays and Public holidays)	R6.00 (during weekends, School holidays and Public holidays)	R7.00 (during weekends, School holidays and Public holidays)	R8.00 (during weekends, School holidays and Public holidays)
		R10.00 (during the week Monday to Friday)	R11.00 (during the week Monday to Friday)	R12.00 (during the week Monday to Friday)	R13.00 (during the week Monday to Friday)
	Pensioner (60 years and over / Pensioner with pension cards)	R15.00	R15.00	R15.00	R15.00
	School Group Booking (0 to 600 kids) no group bookings on weekends, school holidays and public holidays	R5.00 per ticket one entry	R6.00 per ticket one entry	R7.00 per ticket one entry	R8.00 per ticket one entry
	Coaching or Teaching Swimming Lessons per month	R800.00	R850.00	R900.00	R950.00
	Private Event (terms and conditions apply)	R2 000.00	R2 100.00	R2 200.00	R2 300.00
Monakato Swimming Pool	Adult (18 years and older)	R20.00	R21.00	R22.00	R23.00
	Child (between 3 and 17 years)	R5.00 (during weekends, School holidays and Public holidays)	R6.00 (during weekends, School holidays and Public holidays)	R7.00 (during weekends, School holidays and Public holidays)	R8.00 (during weekends, School holidays and Public holidays)
		R10.00 (during the week Monday to Friday)	R11.00 (during the week Monday to Friday)	R12.00 (during the week Monday to Friday)	R13.00 (during the week Monday to Friday)
	Pensioner (60 years and over / Pensioner with pension cards)	R15.00	R15.00	R15.00	R15.00
	School Group Booking (0 to 600 kids) no group bookings on weekends, school holidays and public holidays	R5.00 per ticket one entry	R6.00 per ticket one entry	R7.00 per ticket one entry	R8.00 per ticket one entry
	Coaching or Teaching Swimming Lessons per month	R800.00	R850.00	R900.00	R950.00
	Private Event (terms and conditions apply)	R2 000.00	R2 100.00	R2 200.00	R2 300.00

NW 373 RUSTENBURG LOCAL MUNICIPALITY | TARIFF BOOK | 2021 -2024



TARIFF DESCRIPTION	Amended Tariff Description	Draft Tariffs 2021/22	Proposed Tariffs 2022/23	Proposed Tariffs 2023/24
SALE & SUPPLY OF PERISHABLE FOODSTUFFS				
Restaurants		R 1 000	R 1 046	R 1 094
Cafes		R 1 000	R 1 046	R 1 094
Coffee Houses		R 1 000	R 1 046	R 1 094
Fast Food Outlets		R 1 000	R 1 046	R 1 094
Kiosks		R 250	R 262	R 274
Supermarkets/ Hypermarkets		R 1 000	R 1 046	R 1 094
Vegetable/Fruit/Flower vendor		R 250	R 262	R 274
Informal trader/hawker		R 250	R 262	R 274
Spaza shop		R 250	R 262	R 274
PROVISION OF HEALTH AND OTHER CARE FACILITIES				
Private Hospitals		R 1 000	R 1 046	R 1 094
Private Clinics		R 1 000	R 1 046	R 1 094
Maternity & Baby Care Clinics		R 250	R 262	R 274
Creches/ Kindergartens		R 1 000	R 1 046	R 1 094
Pharmacies		R 1 000	R 1 046	R 1 094
Eye care providers		R 1 000	R 1 046	R 1 094
Laboratories		R 1 000	R 1 046	R 1 094
Beauty parlours/Hair & Nail Salons/Slimming Clinics		R 500	R 523	R 547
ACCOMMODATION, ENTERTAINMENT AND LEISURE FACILITIES				
Hotels/Motels/Lodges		R 1 000	R 1 046	R 1 094
Bed and Breakfast facilities		R 500	R 523	R 547
Hostel facilities/Boarding Houses/Room rentals		R 1 000	R 1 046	R 1 094
Motor racing/Quad biking facilities		R 1 000	R 1 046	R 1 094
Bowling Alleys		R 500	R 523	R 547
Bars & Pubs		R 1 000	R 1 046	R 1 094
Liquor Outlets		R 1 000	R 1 046	R 1 094
Night clubs/ Dance halls		R 1 000	R 1 046	R 1 094
Cinema/ Drive-in		R 500	R 523	R 547
Theatres		R 500	R 523	R 547
Family entertainment facilities		R 1 000	R 1 046	R 1 094
OTHER RETAIL/ SERVICE OUTLETS				
Clothing/ Shoe retailers		R 1 000	R 1 046	R 1 094
Motor vehicle dealerships & service centres		R 1 000	R 1 046	R 1 094
Electronics provider		R 1 000	R 1 046	R 1 094
Building Materials suppliers		R 1 000	R 1 046	R 1 094
Factories		R 1 000	R 1 046	R 1 094
Household services providers (plumbing/ electrical/construction etc.)		R 500	R 523	R 547
General dealers		R 500	R 523	R 547
Bookstores and Music dealerships		R 1 000	R 1 046	R 1 094
Laundromat/Dry Cleaners		R 500	R 523	R 547
Furniture and appliance dealers		R 1 000	R 1 046	R 1 094
Traditional herbs and accessories		R 500	R 523	R 547
Equipment hire providers		R 1 000	R 1 046	R 1 094
Carpenters/Upholsterers		R 500	R 523	R 547
Fuel retailers (LPG/Petrol/Diesel)		R 1 000	R 1 046	R 1 094
Factories		R 1 000	R 1 046	R 1 094
Storage facilities		R 1 000	R 1 046	R 1 094
OTHER LARGE/COMMERCIAL BUSINESSES				
Depots (Trucks/Recycling)		R 3 000	R 3 138	R 3 282
Processing plants		R 3 000	R 3 138	R 3 282
Shopping Malls		R 5 000	R 5 230	R 5 471
Mobile Container		R 1 000	R 1 046	R 1 094

SERVICES TARIFFS	OLD TARIFF	Tariff 2020/21	2021/22	2022/23	2023/24	INCREASE	% INCREASE
	R/C	R/C	R/C	R/C	R/C	R / C	
FEES FOR OVERDUE LIBRARY MATERIAL							
Fine per week or part thereof (three days grace during first week)	R2,50 per item	R5,00 per item	R5,50 per item	R5,50 per item	R5,75 per item	R 0.50	4.60%
Maximum fine	R60,00 per item	R83,00 per item	R86,00 per item	R88,00 per item	R90,00 per item	R3, 00	
FEES FOR DAMAGED OR LOST LIBRARY MATERIAL AND							
Loss or serious damage to any library material	Purchase price plus a 10% administration charge	Purchase price plus a 10% administration charge	Purchase price plus a 10% administration charge	Purchase price plus a 10% administration charge	Purchase price plus a 10% administration charge	Purchase price plus a 10% administration charge	
Any material mutilated, defaced, marked, creased or damaged by water, heat, fire, animals, or any other thing, but can still be circulated:							
Purchase price lower than R50,00	R13,50 fine per item	R14,00 fine per item	R14,00 fine per item	R14,00 fine per item	R 17, 00 per fine	R 0,00	4.6% recommended
Purchase price higher than R50,00	R15,00 fine per item	R21,00 fine per item	R22,00 fine per item	R22,00 fine per item	R 26, 00	R 0.00	Increase above 4.6% recommended due to non increase in two consecutive financial years
Protective coverings of library material removed or damaged	R10,00 fine per item	R13,50 fine per item	R14,00 fine per item	R14,00 fine per item	R 17, 00 per item	R 0, 00	Increase above 4.6% recommended due to non increase in two consecutive financial years
Membership card lost or damaged -							
Issuing of duplicate card to adults	R20,00 per card	R28,50 per card	R30,00 per card	R30,00 per card	R 36, 50	R 2, 50	Increase above 4.6% recommended due to non increase in two consecutive financial years
Issuing of duplicate card to children	R15,00 per card	R21,00 per card	R22,00 per card	R22,00 per card	R 26, 00 per card	R 1.00	Increase above 4.6% recommended due to non increase in two consecutive financial years
MEMBERSHIP AND USER FEES							
Membership fees for loan services							
Books							
Persons residing and/or employed within the area of jurisdiction of the Rustenburg Local Municipality							
(a) Adults (non refundable fee)		R10, 00 per person	R 30, 00 per person	R 45, 00 per person	R55, 00 per person	R 1, 00	Increase above 4.6% recommended due to non increase in two consecutive financial years
(b) Children (non refundable fee)		R10, 00 per person	R 15, 00 per person	R ,25 00 per person	R35, 00 per person	R 1, 01	Increase above 4.6% recommended due to non increase in two consecutive financial years
Persons residing and/or employed outside the area of jurisdiction of the Rustenburg Local Municipality -							
(a) Adults (non refundable fee)	R55,00 per person per year	R79, 00 per person per year	R83, 00 per person per year	R83, 00 per person per year	R101, 00 per person per year	R 4.00	Increase above 4.6% recommended
(b) Children (non refundable fee)	R25,00 per person per year	R40, 00 per person per year	R43, 00 per person per year	R43, 00 per person per year	R52, 00 per person per year	R 3.00	Increase above 4.6% recommended
Audio-visual material							
Records, compact discs and cassettes -							
(a)Persons residing and/or employed within the area of jurisdiction of the Rustenburg Local Municipality	R45,00 per person per year	R60, 00 per person per year	R63, 00 per person per year	R63, 00 per person per year	R 69, 00 per person per year	R 3, 00	4.6% recommended due to non
(b)Persons residing and/or employed outside the area of jurisdiction of the Rustenburg Local Municipality	R80,00 per person per year	R100, 00 per person per year	R103, 000 per person per year	R103,00 per person per year	R125,00 per person per year	R 3.00	Increase above 4.6% recommended
Books on tape, videos and art prints							
(a)Persons residing and/or employed within the area of jurisdiction of the Rustenburg Local Municipality	R30,00 per person per year	R41, 00 per person per year	R43, 00 per person per year	R43, 00 per person per year	R 52 per person per year	R 3.00	4.6% recommended
(b)Persons residing and/or employed outside the area of jurisdiction of the Rustenburg Local Municipality	R50,00 per person per year	R65,00 per person per year	R67,00 per person per year	R67, 00 per person per year	R81,50 per person per year	R 3.00	4.6% recommended due to non
Reservation and external request							
Reservation of library material out on loan	R3,50 per item	R6, 00 per item	R6, 50 per item	R6, 50 per item	R7, 0 per item	R 0.50	Increase above 4.6% recommended due to non increase in two consecutive financial years
Provincial library loans	R4,50 per item	R00 per item	R0,00per item	R0,0 0 per item	R 0,00 per item	R 0.60	Increase above 4.6% recommended due to non increase in two consecutive financial years
Inter-library loans (on national level)							
(1) Books							
(2) Non-book material (periodicals, music scores, etc)							
SABINET (Computerised national information network)							
Information searches						0	0
Inter-library loans via SABINET: Service discontinued and is now offered free of charge by the Provincial Library Service	R4,00 per request, R2,00 per enquiry unit plus costs of lending library/institution	R0,00 per request, R2,00 per enquiry unit plus costs of lending library/institution	R0,00 per request, R2,20 per enquiry unit plus costs of lending library/institution	R0,00 per request, R2,30 per enquiry unit plus costs of lending library/institution	R 0.00	R 0.00	0
Internet							
Internet search/access	Free of charge: Province will be supplying access(PIA)	Free of charge: Province will be supplying access(PIA)	Free of charge: Province is supplying access to internet for free(PIA)	Free of charge: Province is supplying access to internet for free(PIA)	Free of charge: Province is supplying access to internet for free(PIA)	0	0
Internet printouts							
§ A4 paper (black & white)	R3,00 per A4 page	R1,00 per A4 page	R2,00 per A4 page	R2,00 per A4 page	R3,00 per A4 page	R 1.00	Increase percentage above 4.6% in an attempt to catch up with market related costs.
§ A4 paper (colour)	R6,00 per A4 page	R2,00 per A4 page	R4,00 per A4 page	R4,00 per A4 page	R6,00 per A4 page	R 2.00	Increase percentage above 4.6% in an attempt to catch up with market related costs.
Computer printouts							
Black ink printouts	R3,00 per A4 page	R1,50 per A4 page	R2,00 per A4 page	R2,00 per A4 page	R3,00 per A4 page	R 0, 50	Increase percentage above 4.6% in an attempt to catch up with market related costs.
Colour ink printouts	R6,00 per A4 page	R2,00 per A4 page	R3,00 per A4 page	R3,00 per A4 page	R4,00 per A4 page	R 1.00	Increase percentage above 4.6% in an attempt to catch up with market related costs.
Photocopies							
A4 paper (black & white)	R0,70 per copy	R1,50 per copy	R2,00 per copy	R2,00 per copy	R3,00 per copy	R 0.50	
A3 paper (black & white)	R1,30 per copy	R3,00 per copy	R4,00 per copy	R4,00 per copy	R6,00 per copy	R 1.00	
A4 paper (colour)	R3,00 per copy	R2,00 per copy	R3,00 per copy	R3,00 per copy	R4,00 per copy	R 1.00	
A3 paper (colour)	R6,00 per copy	R3,00 per copy	R4,00 per copy	R4,00 per copy	R6,00 per copy	R 2.00	
Facsimiles							
Facsimiles received	R3,00 per page	R5,50 per page	R5,50 per page	R5,50 per page	R6,00 per page	R 0.50	
Facsimiles sent	R3,50 per page	R6,00 per page	R6,00 per page	R6,00 per page	R6,50 per page	R 0.50	
Other services							
Services such as the provision of reference, study and reading facilities, information and reference enquiries, reader guidance services, etc	Free of charge	Free of charge	Free of charge	Free of charge	Free of charge		
RENTING OF AUDITORIUMS AND EQUIPMENT							
The full amount payable must be paid when making the reservation							
Library auditoriums and activity rooms							
The breakage deposit indicated below will only be refunded if there were no losses or damages							
Cultural associations and clubs, educational institutions, community development agents and welfare organisations: Regular use	R100,00 deposit and R150,00 rent per occasion	R350,00 deposit and R400,00 rent per occasion	R350,00 deposit and R400 rent per occasion	R350,00 deposit and R400 rent per occasion	R400,00 deposit and R500 rent per occasion	R 0.00	percentage above 4.6% in an attempt to
Cultural associations and clubs, educational institutions, community development agents and welfare organisations: Ad hoc use	R100,00 deposit and R150,00 rent per occasion	R400,00 deposit and R550,00 rent per occasion	R400,00 deposit and R550 rent per occasion	R400,00 deposit and R550 rent per occasion	R500,00 deposit and R650 rent per occasion	R 100.00	percentage above 4.6% in an attempt to
Businesses or profit-seeking body or individual	R150,00 deposit and R250,00 rent per occasion	R700,00 deposit and R900,00 rent per occasion	R800,00 deposit and R1000,00 rent per occasion	R800,00 deposit and R1000,00 rent per occasion	R900,00 deposit and R1 100,00 rent per occasion	R 100.00	percentage above 4.6% in an attempt to catch up with
Equipment							
Use of TV and video machine, slide or film projector, overhead projector, data video projector (with screen where required) and sound equipment -							
(a) Organisations indicated in points 4.1.1 and 4.1.2 above	Similar as the equipment of the Civic Centre	Similar as the equipment of the Civic Centre	Similar than for the equipment of the Civic Centre	Similar than for the equipment of the Civic Centre	Similar than for the equipment of the Civic Centre		
(b) Businesses or profit-seeking body or individual	Similar than for the equipment of the Civic Centre	Similar than for the equipment of the Civic Centre	Similar than for the equipment of the Civic Centre	Similar than for the equipment of the Civic Centre	Similar than for the equipment of the Civic Centre		

ANNEXURE C

NW 373 RUSTENBURG LOCAL MUNICIPALITY | TARIFF BOOK | 2021 -2024



CIVIC CENTRE & COMMUNITY HALLS	RENTAL	REFUNDABLE DEPOSIT	TOTAL	RENTAL	REFUNDABLE DEPOSIT	TOTAL	RENTAL	REFUNDABLE DEPOSIT	TOTAL	RENTAL	REFUNDABLE DEPOSIT	TOTAL
NAME OF FACILITY	Current 20/21	Current 20/21	Total 20/21	Proposed 21/22	Proposed 21/22	Total 21/22	Proposed 22/23	Proposed 22/23	Total 22/23	Proposed 23/24	Proposed 23/24	Total 23/24
Atrium	R4 848.00	R1 686.00	R6 534.00	R5 066.00	R1 760.00	R6 826.00	R5 300.00	R1 840.00	R7 140.00	R5 543.00	R1 924.00	7 467
Auditorium	R9 244.00	R1 686.00	R10 930.00	R9 660.00	R1 760.00	R11 420.00	R10 104.00	R1 840.00	R11 944.00	R10 568.00	R1 924.00	12 492
Banquet hall	R7 330.00	R1 686.00	R9 016.00	R7 660.00	R1 760.00	R9 420.00	R8 012.00	R1 840.00	R9 852.00	R9 853.00	R1 924.00	11 777
Banquet hall half	R3 720.00	R1 686.00	R5 406.00	R3 890.00	R1 760.00	R5 650.00	R4 065.00	R1 840.00	R5 905.00	R4 251.00	R1 924.00	6 175
Caucus rooms	R1 350.00	n/a	R1 350.00	R1 410.00	n/a	R1 410.00	R1 474.00	n/a	R1 474.00	R1 541.00	n/a	1 541
City hall	R8 460.00	R1 686.00	R10 146.00	R9 030.00	R1 760.00	R10 790.00	R9 445.00	R1 840.00	R11 285.00	R9 879.00	R1 924.00	11 803
City hall half	R4 395.00	R1 686.00	R6 081.00	R4 590.00	R1 760.00	R6 350.00	R4 801.00	R1 840.00	R6 641.00	R5 021.00	R1 924.00	6 945
Terrace/Pergola	R1 920.00	R675.00	R2 595.00	R2 006.00	R705.00	R2 710.00	R2 100.00	R738.00	R2 838.00	R2 196.00	R771.00	2 967
Main bar	R2 140.00	R675.00	R2 815.00	R2 236.00	R705.00	R2 941.00	R2 340.00	R738.00	R3 078.00	R2 447.00	R771.00	3 218
Preparation fee/Rehearsal fee	R1 580.00	n/a	R1 580.00	R1 650.00	n/a	R1 650.00	R1 725.00	n/a	R1 725.00	R1 867.00	n/a	1 876
Hiring fee per chair	R12.00	n/a	R12.00	R13.00	n/a	R13.00	R14.00	n/a	R14.00	R14.00	n/a	15
Hiring fee per square table	R28.00	n/a	R28.00	R29.00	n/a	R29.00	R30.00	n/a	R30.00	R31.00	n/a	31
Hiring fee per round table	R39.00	n/a	R39.00	R40.00	n/a	R40.00	R41.00	n/a	R41.00	R42.00	n/a	42
Foyer	R1 855.00	n/a	R1 855.00	R1 940.00	n/a	R1 940.00	R2 030.00	n/a	R2 030.00	R2 123.00	n/a	2 123
Government rates												

COMMUNITY HALLS	RENTAL	REFUNDABLE DEPOSIT	TOTAL	RENTAL	REFUNDABLE DEPOSIT	TOTAL	RENTAL	REFUNDABLE DEPOSIT	TOTAL	RENTAL	REFUNDABLE DEPOSIT	TOTAL
NAME OF FACILITY	Current 20/21	Current 20/21	Total 20/21	Proposed 21/22	Proposed 21/22	Total 21/22	Proposed 22/23	Proposed 22/23	Total 22/23	Proposed 23/24	Proposed 23/24	Total 23/24
B Tause Austrian Hall	R 1 690	R 950	R 2 640	R 1 766	R 990	R 2 756	R 1 847	R 1 035	R 2 882	R 1 931	R 1 082	R 3 013
Ben Marais Hall	R 4 510	R 1 897	R 6 407	R 4 710	R 1 980	R 6 690	R 4 926	R 2 071	R 6 997	R 5 150	R 2 166	R 7 316
Boitekong Hall	R 1 690	R 950	R 2 640	R 1 766	R 990	R 2 756	R 1 847	R 1 035	R 2 882	R 1 931	R 1 082	R 3 013
Meriting Hall	R 1 690	R 950	R 2 640	R 1 766	R 990	R 2 756	R 1 847	R 1 035	R 2 882	R 1 931	R 1 082	R 3 013
Monakato Hall	R 1 690	R 950	R 2 640	R 1 766	R 990	R 2 756	R 1 847	R 1 035	R 2 882	R 1 931	R 1 082	R 3 013
Old Town Hall	R 3 500	R 1 897	R 5 397	R 3 657	R 1 980	R 5 637	R 3 825	R 2 071	R 5 896	R 4 000	R 2 166	R 6 166
Phatsima Hall	R 1 690	R 950	R 2 640	R 1 766	R 990	R 2 756	R 1 847	R 1 035	R 2 882	R 1 931	R 1 082	R 3 013
Tihabane Hall	R 1 690	R 950	R 2 640	R 1 766	R 990	R 2 756	R 1 847	R 1 035	R 2 882	R 1 931	R 1 082	R 3 013
WA van Zyl	R 1 690	R 950	R 2 640	R 1 766	R 990	R 2 756	R 1 847	R 1 035	R 2 882	R 1 931	R 1 082	R 3 013
Zinniaville Hall	R 1 690	R 950	R 2 640	R 1 766	R 990	R 2 756	R 1 847	R 1 035	R 2 882	R 1 931	R 1 082	R 3 013
Paardekraal Hall	R 1 690	R 950	R 2 640	R 1 766	R 990	R 2 756	R 1 847	R 1 035	R 2 882	R 1 931	R 1 082	R 3 013
Sunrisepark Hall	R 1 690	R 950	R 2 640	R 1 766	R 990	R 2 756	R 1 847	R 1 035	R 2 882	R 1 931	R 1 082	R 3 013
	R 1 690	R 950	R 2 640	R 1 766	R 990	R 2 756	R 1 847	R 1 035	R 2 882	R 1 931	R 1 082	R 3 013

SPORTS FACILITIES	20/21 Financial Year (Current)			21/22 Financial Year			22/23 Financial Year			23/24 Financial Year		
	Name of Facility	Rental	Refundable Deposit	Rental	Refundable Deposit	Total	Rental	Refundable Deposit	Total	Rental	Refundable Deposit	Total
	current	current	current	Proposed 21/22	Proposed 21/22	21/22	Proposed 22/23	Proposed 22/23	22/23	Proposed 23/24	Proposed 23/24	23/24
Olympia Park Stadium (Private Use)	R9 900.00	R2 500.00	R12 400.00	R10 400.00	R2 600.00	R13 000.00	R10 900.00	R2 700.00	R13 600.00	R11 400.00	R2 800.00	R14 200.00
Olympia Park Stadium (Government)	R7 400.00	R2 500.00	R9 900.00	R7 800.00	R2 600.00	R10 400.00	R8 200.00	R2 700.00	R10 900.00	R8 600.00	R2 800.00	R11 400.00
Olympia Park Stadium (Professional Events)	R22 500.00	R3 700.00	R26 200.00	R23 700.00	R3 900.00	R27 600.00	R24 900.00	R4 100.00	R29 000.00	R26 000.00	R4 300.00	R30 300.00
Olympia Park Stadium (Schools/Education Centres)	R4 700.00	R2 500.00	R7 200.00	R4 950.00	R2 600.00	R7 550.00	R5 200.00	R2 700.00	R7 900.00	R5 400.00	R2 800.00	R8 200.00
Olympia Park Stadium Preparation Fee per day	R1 700.00	R0.00	R1 700.00	R1 800.00	R0.00	R1 800.00	R1 900.00	R0.00	R1 900.00	R2 000.00	R0.00	R2 000.00
Kitchen	R1 240.00	R620.00	R1 860.00	R1 300.00	R650.00	R1 950.00	R1 370.00	R680.00	R2 050.00	R1 400.00	R700.00	R2 100.00
Flood Lights Olympia Park Stadium per hour	R990.00	R0.00	R990.00	R1 050.00	R0.00	R1 050.00	R1 100.00	R0.00	R1 100.00	R1 150.00	R0.00	R1 150.00
Single Barricade	R150.00	R1 000.00	R1 150.00	R160.00	R1 050.00	R1 210.00	R170.00	R1 100.00	R1 270.00	R180.00	R1 150.00	R1 330.00
Double Barricade	R250.00	R2 000.00	R2 250.00	R260.00	R2 100.00	R2 360.00	R270.00	R2 200.00	R2 470.00	R280.00	R2 300.00	R2 580.00
Artificial grass per m²	R160.00	R2 000.00	R2 160.00	R170.00	R2 100.00	R2 270.00	R180.00	R2 200.00	R2 380.00	R190.00	R2 300.00	R2 490.00
Super Suite Hall	R4 380.00	R1 240.00	R5 620.00	R4 600.00	R1 300.00	R5 900.00	R4 800.00	R1 370.00	R6 170.00	R5 000.00	R1 400.00	R6 400.00
Super Suite Preparation Fee per day	R902.00	R0.00	R902.00	R950.00	R0.00	R950.00	R1 000.00	R0.00	R1 000.00	R1 050.00	R0.00	R1 050.00
North West Hall	R1 240.00	R620.00	R1 860.00	R1 300.00	R650.00	R1 950.00	R1 370.00	R680.00	R2 050.00	R1 400.00	R700.00	R2 100.00
North West Hall Preparation Fee per day	R560.00	R0.00	R560.00	R590.00	R0.00	R590.00	R620.00	R0.00	R620.00	R650.00	R0.00	R650.00
Small Halls 2 to 5	R1 130.00	R620.00	R1 750.00	R1 190.00	R650.00	R1 840.00	R1 250.00	R680.00	R1 930.00	R1 300.00	R700.00	R2 000.00
Judo Hall Olympia Park Stadium (NEW TARIFF)	R1 130.00	R620.00	R1 750.00	R1 190.00	R650.00	R1 840.00	R1 250.00	R680.00	R1 930.00	R1 300.00	R700.00	R2 000.00
Tennis Clubhouse Olympia Park Stadium	R1 130.00	R620.00	R1 750.00	R1 190.00	R650.00	R1 840.00	R1 250.00	R680.00	R1 930.00	R1 300.00	R700.00	R2 000.00
Tennis Clubhouse Bobbies Sports Grounds (NEW TARIFF)	R1 130.00	R620.00	R1 750.00	R1 190.00	R650.00	R1 840.00	R1 250.00	R680.00	R1 930.00	R1 300.00	R700.00	R2 000.00
Rugby Clubhouse Bobbies Sports Grounds (NEW TARIFF)	R1 130.00	R620.00	R1 750.00	R1 190.00	R650.00	R1 840.00	R1 250.00	R680.00	R1 930.00	R1 300.00	R700.00	R2 000.00
Boardroom Boitekong Stadium(NEW TARIFF)	R800.00	R500.00	R1 300.00	R850.00	R520.00	R1 370.00	R900.00	R550.00	R1 450.00	R950.00	R600.00	R1 550.00
Outside Sports Grounds Professional Events	R5 000.00	R2 000.00	R7 000.00	R5 270.00	R2 100.00	R7 370.00	R5 550.00	R2 200.00	R7 750.00	R5 800.00	R2 300.00	R8 100.00
Outside Sports Grounds Private Events	R0.00	R1 500.00	R3 500.00	R2 100.00	R1 600.00	R3 700.00	R2 200.00	R1 680.00	R3 880.00	R2 300.00	R1 750.00	R4 050.00
Outside Sports Grounds Sports Events	R500.00	R1 000.00	R1 500.00	R530.00	R1 050.00	R1 580.00	R560.00	R1 100.00	R1 660.00	R580.00	R1 150.00	R1 730.00

CEMETERIES | CURRENT YEAR | Tariff 2020 2021

Description	Donkerhoek	Zinniaville	Karlienpark	Marikana	Phatsima	Lethabong	Monakato	Rietvlei	Tihabane	Sunrisepark
Adult Resident	R 825.00	R 616.00	R 616.00	R 616.00	R 616.00	R 616.00	R 616.00	R 914.00	----	-----
Adult Non-resident	R 1 234.00	R 1 107.00	R 1 107.00	R 1 107.00	R 1 107.00	R 1 107.00	R 1 107.00	R 2 366.00	----	-----
Child Resident (under 14)	R 590.00	R 470.00	R 470.00	R 470.00	R 470.00	R 470.00	R 470.00	R 663.00	----	-----
Child Non-resident (under 14)	R 1 180.00	R 752.00	R 752.00	R 752.00	R 752.00	R 752.00	R 752.00	R 1 352.00	----	-----
Monumental: Adult resident	R 1 180.00	-----	-----	-----	-----	-----	-----	R 1 352.00	----	-----
Monumental: Adult Non-resident	R 2 240.00	-----	-----	-----	-----	-----	-----	R 2 397.00	----	-----
Monumental: Child Resident	R 1 018.00	-----	-----	-----	-----	-----	-----	R 2 397.00	----	-----
Monumental: Child Non-resident	R 2 240.00	-----	-----	-----	-----	-----	-----	R 2 397.00	----	-----
Pauper burial - New Tariff	-----	-----	-----	-----	-----	-----	-----	R300 per grave	-----	-----
Remembrance Hall	Donkerhoek	Zinniaville	Karlienpark	Marikana	Phatsima	Lethabong	Monakato	Rietvlei	Tihabane	Sunrisepark
Urn Resident	R 1 258.00	-----	-----	-----	-----	-----	-----	R 1 258.00	-----	-----
Urn Non-resident	R 1 288.00	-----	-----	-----	-----	-----	-----	R 1 288.00	-----	-----
Sundry Tariffs	Donkerhoek	Zinniaville	Karlienpark	Marikana	Phatsima	Lethabong	Monakato	Rietvlei	Tihabane	Sunrisepark
Exhumation – All	R 300.00	R 300.00	R 300.00	R 300.00	R 300.00	R 300.00	R 300.00	R 300.00	R 300.00	R 300.00
Approval of Plans: Residents	R 269.00	-----	R 176.00	R 176.00	R 176.00	R 176.00	R 176.00	R 176.00	R 176.00	R 176.00
Approval of Plans: Non Residents	R 538.00	R 227.00	R 227.00	R 227.00	R 227.00	R 227.00	R 227.00	R 237.00	R 227.00	R 227.00
After Hours Burial: Resident	R 511.00	-----	-----	105	105	105	105	R 511.00	-----	105
After Hours Burial: Non Resident	R 538.00	-----	-----	156	156	156	156	R 538.00	-----	156
Re-opening	R 669.00	-----	300	300	300	300	300	R 669.00	-----	-----
Oversize coffins	R 58.00	58	58	58	58	58	58	58	-----	-----

RESERVATION

Description	Donkerhoek	Zinniaville	Karlienpark	Marikana	Phatsima	Lethabong	Monakato	Rietvlei	Tihabane	Sunrisepark
Garden Section	No reservations	No reservations	No reservations	No reservations	No reservations	No reservations	No reservations	No reservations	No reservations	No reservations
Monumental Section	No reservations	No reservations	No reservations	No reservations	No reservations	No reservations	No reservations	No reservations	No reservations	No reservations

CEMETERIES | PROPOSED | Tariff 2021 2022

Description	Donkerhoek	Zinniaville	Karlienpark	Marikana	Phatsima	Lethabong	Monakato	Rietvlei	Tihabane	Sunrisepark	Increase (%)
Adult Resident	R 862.00	R 644.00	R 644.00	R 644.00	R 644.00	R 644.00	R 644.00	R 956.00	----	-----	
Adult Non-resident	R 1 158.00	R 1 158.00	R 1 158.00	R 1 158.00	R 1 158.00	R 1 158.00	R 1 158.00	R 2 366.00	----	-----	
Child Resident (under 14)	R 617.00	R 419.00	R 261.00	R 261.00	R 261.00	R 261.00	R 261.00	R 693.00	----	----	
Child Non-resident (under 14)	R 1 234.00	R 786.00	R 786.00	R 786.00	R 786.00	R 786.00	R 786.00	R 1 414.00	----	-----	
Monumental: Adult resident	R 1 291.00	-----	-----	-----	-----	-----	-----	R 1 291.00	----	-----	
Monumental: Adult Non-resident	R 2 240.00	-----	-----	-----	-----	-----	-----	R 2 240.00	----	-----	
Monumental: Child Resident	R 1 064.00	-----	-----	-----	-----	-----	-----	R 1 064.00	----	-----	
Monumental: Child Non-resident	R 2 343.00	-----	-----	-----	-----	-----	-----	R 2 343.00	----	-----	
Remembrance Hall	Donkerhoek	Zinniaville	Karlienpark	Marikana	Phatsima	Lethabong	Monakato	Rietvlei	Tihabane	Sunrisepark	
Urn Resident	R 1 315.00	-----	-----	-----	-----	-----	-----	R 1 315.00	----	-----	
Urn Non-resident	R 1 345.00	-----	-----	-----	-----	-----	-----	R 1 345.00	----	-----	
Sundry Tariffs	Donkerhoek	Zinniaville	Karlienpark	Marikana	Phatsima	Lethabong	Monakato	Rietvlei	Tihabane	Sunrisepark	
Exhumation – All	R 300.00	R 300.00	R 300.00	R 300.00	R 300.00	R 300.00	R 300.00	R 300.00	R 300.00	R 300.00	
Approval of Plans: Residents	R 176.00	----	R 176.00	R 176.00	R 176.00	R 176.00	R 176.00	R 176.00	R 176.00	R 176.00	
Approval of Plans: Non Residents	R 562.00	---	R 237.00	R 237.00	R 237.00	R 237.00	R 237.00	R 562.00	R 237.00	R 237.00	
After Hours Burial: Resident	R 534.00	---		109	109	109	109	R 534.00		109	109
After Hours Burial: Non Resident	R 562.00		562	163	163	163	163	R 562.00		163	163
Re-opening	R 699.00		313	313	313	313	313	R 699.00		313	313
Oversize coffins	R 60.00	60		60	60	60	60	R 60.00	----	----	
Description	Donkerhoek	Zinniaville	Karlienpark	Marikana	Phatsima	Lethabong	Monakato	Rietvlei	Tihabane	Sunrisepark	
Garden Section	No reservations	No reservations	No reservations	No reservations	No reservations	No reservations	No reservations	No reservations	No reservations	No reservations	
Monumental Section	No reservations	No reservations	No reservations	No reservations	No reservations	No reservations	No reservations	No reservations	No reservations	No reservations	

ANNEXURE C

NW 373 RUSTENBURG LOCAL MUNICIPALITY | TARIFF BOOK | 2021 -2024



RUSTENBURG LOCAL MUNICIPALITY | DIRECTORATE : PUBLIC SAFETY | PO Box 16, Rustenburg, 0300, North West Province, South Africa | Tel: (014) 590 3340 Fax: (086) 660 0097 Email : aoor@rustenburg.gov.za

ESCORT TARIFFS – FUNERAL – FINANCIAL YEAR 2021/2024
EFFECTIVE FROM 01 JULY 2021

ZONES	CEMETRY	2021/2022	2022/2023	2023/2024
BLESKOP	RIETVLEI	R 418	R 438	R 458
BOITEKONG	RIETVLEI	R 376	R 393	R 411
BOITEKONG X 13	RIETVLEI	R 346	R 362	R 379
CASHAN	RIETVLEI	R 346	R 362	R 379
CHANENG	RIETVLEI	R 320	R 334	R 350
DONKERHOEK	RIETVLEI	R 203	R 213	R 222
EAST END	RIETVLEI	R 245	R 256	R 268
FREEDOM PARK	RIETVLEI	R 376	R 393	R 411
GEELHOUPARK	RIETVLEI	R 202	R 211	R 221
JHB ROAD	RIETVLEI	R 346	R 362	R 379
KANANA	RIETVLEI	R 418	R 438	R 458
KARLIENPARK	RIETVLEI	R 245	R 256	R 268
KROONDAL	RIETVLEI	R 341	R 357	R 374
LEFARAGATLHE	RIETVLEI	R 202	R 211	R 221
LETHABONG	RIETVLEI	R 563	R 589	R 616
LUKA	RIETVLEI	R 302	R 316	R 331
MERITING	RIETVLEI	R 376	R 393	R 411
PAARDEKRAAL X1	RIETVLEI	R 376	R 393	R 411
PAARDEKRAAL X2	RIETVLEI	R 376	R 393	R 411
PHOKENG	RIETVLEI	R 318	R 333	R 348
PROTEA PARK	RIETVLEI	R 274	R 287	R 300
PTA ROAD	RIETVLEI	R 346	R 362	R 379
RAMOCHANA	RIETVLEI	R 318	R 333	R 348
RUSTENBURG CBD	RIETVLEI	R 202	R 211	R 221
RUSTENBURG NORTH	RIETVLEI	R 245	R 256	R 268
SERALENG	RIETVLEI	R 418	R 438	R 458
SONDELA	RIETVLEI	R 346	R 362	R 379
SUNRISE	RIETVLEI	R 346	R 362	R 379
TLHABANE	RIETVLEI	R 202	R 211	R 221
TLHABANE WEST	RIETVLEI	R 202	R 211	R 221
ZINNIIVILLE	RIETVLEI	R 245	R 256	R 268

ESCORT TARIFFS – FUNERAL – FINANCIAL YEAR 2021/2024
EFFECTIVE FROM 01 JULY 2021

ZONES	CEMETRY	2021/2022	2022/2023	2023/2024
BOITEKONG	ZINNIIVILLE	R 274	R 287	R 300
BOITEKONG X 13	ZINNIIVILLE	R 274	R 287	R 300
CASHAN	ZINNIIVILLE	R 274	R 287	R 300
EAST END	ZINNIIVILLE	R 231	R 242	R 253
FREEDOM PARK	ZINNIIVILLE	R 274	R 287	R 300
GEELHOUPARK	ZINNIIVILLE	R 231	R 242	R 253
KANANA	ZINNIIVILLE	R 274	R 287	R 300
KARLIENPARK	ZINNIIVILLE	R 202	R 211	R 221
LETHABONG	ZINNIIVILLE	R 491	R 513	R 537
MERITING	ZINNIIVILLE	R 274	R 287	R 300
PAARDEKRAAL X1	ZINNIIVILLE	R 274	R 287	R 300
PAARDEKRAAL X2	ZINNIIVILLE	R 274	R 287	R 300
PHOKENG	ZINNIIVILLE	R 346	R 362	R 379
PROTEA PARK	ZINNIIVILLE	R 231	R 242	R 253
RAMOCHANA	ZINNIIVILLE	R 202	R 211	R 221
RUSTENBURG CBD	ZINNIIVILLE	R 202	R 211	R 221
RUSTENBURG NORTH	ZINNIIVILLE	R 231	R 242	R 253
SERALENG	ZINNIIVILLE	R 231	R 242	R 253
SONDELA	ZINNIIVILLE	R 231	R 242	R 253
SUNRISE	ZINNIIVILLE	R 202	R 211	R 221
TLHABANE	ZINNIIVILLE	R 231	R 242	R 253
TLHABANE WEST	ZINNIIVILLE	R 245	R 256	R 268
ZINNIIVILLE	ZINNIIVILLE	R 202	R 211	R 221

ESCORT TARIFFS – FUNERAL – FINANCIAL YEAR 2021/2024
EFFECTIVE FROM 01 JULY 2021

ZONES	CEMETRY	2021/2022	2022/2023	2023/2024
BOITEKONG	KARLIEN PARK	R 274	R 287	R 300
BOITEKONG X 13	KARLIEN PARK	R 274	R 287	R 300
CASHAN	KARLIEN PARK	R 274	R 287	R 300
EAST END	KARLIEN PARK	R 231	R 242	R 253
FREEDOM PARK	KARLIEN PARK	R 274	R 287	R 300
GEELHOUPARK	KARLIEN PARK	R 231	R 242	R 253
KANANA	KARLIEN PARK	R 274	R 287	R 300
KARLIENPARK	KARLIEN PARK	R 202	R 211	R 221
LETHABONG	KARLIEN PARK	R 491	R 513	R 537
MERITING	KARLIEN PARK	R 274	R 287	R 300
PAARDEKRAAL X1	KARLIEN PARK	R 274	R 287	R 300
PAARDEKRAAL X2	KARLIEN PARK	R 274	R 287	R 300
PHOKENG	KARLIEN PARK	R 346	R 362	R 379
PROTEA PARK	KARLIEN PARK	R 231	R 242	R 253
RAMOCHANA	KARLIEN PARK	R 202	R 211	R 221
RUSTENBURG CBD	KARLIEN PARK	R 202	R 211	R 221
RUSTENBURG NORTH	KARLIEN PARK	R 231	R 242	R 253
SERALENG	KARLIEN PARK	R 231	R 242	R 253
SONDELA	KARLIEN PARK	R 231	R 242	R 253
SUNRISE	KARLIEN PARK	R 202	R 211	R 221
TLHABANE	KARLIEN PARK	R 231	R 242	R 253
TLHABANE WEST	KARLIEN PARK	R 231	R 242	R 253
ZINNIIVILLE	KARLIEN PARK	R 202	R 211	R 221

ESCORT TARIFFS – FUNERAL – FINANCIAL YEAR 2021/2024
EFFECTIVE FROM 01 JULY 2021

ZONES	CEMETRY	2021/2022	2022/2023	2023/2024
BOITEKONG	TLHABANE	R 245	R 256	R 268
BOITEKONG X 13	TLHABANE	R 245	R 256	R 268
CASHAN	TLHABANE	R 202	R 211	R 221
EAST END	TLHABANE	R 202	R 211	R 221
FREEDOM PARK	TLHABANE	R 245	R 256	R 268
GEELHOUPARK	TLHABANE	R 231	R 242	R 253
KANANA	TLHABANE	R 346	R 362	R 379
KARLIENPARK	TLHABANE	R 202	R 211	R 221
LETHABONG	TLHABANE	R 491	R 513	R 537
MERITING	TLHABANE	R 245	R 256	R 268
PAARDEKRAAL X1	TLHABANE	R 245	R 256	R 268
PAARDEKRAAL X2	TLHABANE	R 245	R 256	R 268
PHOKENG	TLHABANE	R 318	R 333	R 348
PROTEA PARK	TLHABANE	R 202	R 211	R 221
RAMOCHANA	TLHABANE	R 202	R 211	R 221
RUSTENBURG CBD	TLHABANE	R 202	R 211	R 221
RUSTENBURG NORTH	TLHABANE	R 202	R 211	R 221
SERALENG	TLHABANE	R 245	R 256	R 268
SONDELA	TLHABANE	R 245	R 256	R 268
SUNRISE	TLHABANE	R 202	R 211	R 221
TLHABANE	TLHABANE	R 202	R 211	R 221
TLHABANE WEST	TLHABANE	R 202	R 211	R 221
ZINNIIVILLE	TLHABANE	R 202	R 211	R 221

ESCORT TARIFFS – FUNERAL – FINANCIAL YEAR 2021/2024
EFFECTIVE FROM 01 JULY 2021

ZONES	CEMETRY	2021/2022	2022/2023	2023/2024
BOITEKONG	DONKERHOEK	R 376	R 393	R 411
BOITEKONG X 13	DONKERHOEK	R 346	R 362	R 379
CASHAN	DONKERHOEK	R 346	R 362	R 379
EAST END	DONKERHOEK	R 245	R 256	R 268
FREEDOM PARK	DONKERHOEK	R 376	R 393	R 411
GEELHOUPARK	DONKERHOEK	R 202	R 211	R 221
JHB ROAD	DONKERHOEK	R 346	R 362	R 379
KANANA	DONKERHOEK	R 418	R 438	R 458
KARLIENPARK	DONKERHOEK	R 245	R 256	R 268
LETHABONG	DONKERHOEK	R 563	R 589	R 616
MERITING	DONKERHOEK	R 376	R 393	R 411
PAARDEKRAAL X1	DONKERHOEK	R 376	R 393	R 411
PAARDEKRAAL X2	DONKERHOEK	R 376	R 393	R 411
PHOKENG	DONKERHOEK	R 318	R 333	R 348
PROTEA PARK	DONKERHOEK	R 274	R 287	R 300
PTA ROAD	DONKERHOEK	R 346	R 362	R 379
RAMOCHANA	DONKERHOEK	R 318	R 333	R 348
RUSTENBURG CBD	DONKERHOEK	R 202	R 211	R 221
RUSTENBURG NORTH	DONKERHOEK	R 245	R 256	R 268
SERALENG	DONKERHOEK	R 418	R 438	R 458
SONDELA	DONKERHOEK	R 346	R 362	R 379
SUNRISE	DONKERHOEK	R 346	R 362	R 379
TLHABANE	DONKERHOEK	R 202	R 211	R 221
TLHABANE WEST	DONKERHOEK	R 202	R 211	R 221
ZINNIIVILLE	DONKERHOEK	R 245	R 256	R 268

ESCORT TARIFFS – FUNERAL – FINANCIAL YEAR 2021/2024 |
EFFECTIVE FROM 01 JULY 2021

ZONES	CEMETRY	2021/2022	2022/2023	2023/2024
BOITEKONG	BOITEKONG	R 202	R 211	R 221
BOITEKONG	KANANA	R 229	R 239	R 250
CHANENG	CHANENG	R 202	R 211	R 221
KANANA	KANANA	R 202	R 211	R 221
LETHABONG	LETHABONG	R 202	R 211	R 221
MERITING	KANANA	R 231	R 242	R 253
PAARDEKRAAL	KANANA	R 202	R 211	R 221
PHOKENG	PHOKENG	R 202	R 211	R 221
RUSTENBURG	TLASENG	R 491	R 513	R 537
RUSTENBURG	LETHABONG	R 563	R 589	R 616
RUSTENBURG	MOSENTHAL	R 491	R 513	R 537
RUSTENBURG	RANKELENYANE	R 418	R 438	R 458
RUSTENBURG	RIETSPRUIT	R 491	R 513	R 537
RUSTENBURG	MAILE	R 491	R 513	R 537
RUSTENBURG	PHOKENG	R 346	R 362	R 379
RUSTENBURG	CHANENG	R 418	R 438	R 458
RUSTENBURG	MARIKANA	R 491	R 513	R 537
RUSTENBURG	N4	R 202	R 211	R 221
RUSTENBURG	PHATSIMA	R 491	R 513	R 537
RUSTENBURG	LUKA	R 418	R 438	R 458
RUSTENBURG	MAMEROTSE	R 563	R 589	R 616
RUSTENBURG	TATANANA	R 558	R 584	R 610
RUSTENBURG	BLESKOP	R 477	R 499	R 522
RUSTENBURG	MERITING	R 340	R 356	R 372
RUSTENBURG	WONDERKOP	R 477	R 499	R 522
RUSTENBURG	MFIDIKOE	R 477	R 499	R 522
RUSTENBURG	LEFARAGATLHE	R 201	R 210	R 220
RUSTENBURG	MODDERFONTEIN	R 397	R 416	R 435
RUSTENBURG	PHOKENG	R 349	R 365	R 381
RUSTENBURG CBD	KANANA	R 418	R 438	R 458
TLHABANE	PHOKENG	R 346	R 362	R 379
TLHABANE	KANANA	R 376	R 393	R 411

ESCORT TARIFFS – FUNERAL – FINANCIAL YEAR 2021/2024
EFFECTIVE FROM 01 JULY 2021

TARIFF DESCRIPTION	2021/2022	2022/2023	2023/2024
ESCORT ORDINARY PER VEHICLE PLUS R4.50 PER KM	R 190	R 198	R 208
HEAVY VEHICLE ESCORTS PER 2 VEHICLES PLUS R4.50 PER KM	R 1 910	R 1 998	R 2 090
LABOUR COST PER TRAFFIC OFFICER PER HOUR			
WEEK DAYS	R 236	R 247	R 258
SATURDAY	R 236	R 247	R 258
SUNDAY / PUBLIC HOLIDAY	R 285	R 298	R 312
FUNERALS AND SOME SPORTING EVENTS PER VEHICLE	R 190	R 198	R 208
TOWING FEES			
LIGHT MOTOR VEHICLE (UP TO 3500 KG)	R 1 273	R 1 331	R 1 392
HEAVY MOTOR VEHICLE (3501 KG AND UP)	R 1 910	R 1 998	R 2 090
LIGHT MOTOR VEHICLE PER KM (THE FIRST 25KM)	R 34	R 36	R 37
HEAVY MOTOR VEHICLE (ADDITIONAL COST PER KM)	R 38	R 40	R 42
POUND FEES			
STORAGE (MOTOR VEHICLE) PER DAY	R 556	R 581	R 608
STORAGE (GOODS) ONCE OFF ON RELEASE	R 3 501	R 3 662	R 3 830

MARATHONS / FUN RUN / FUN WALK / ESCORTS / MARCHES
AND MOTORCADE TARIFFS FOR FINANCIAL YEAR 2021/2024
EFFECTIVE FROM 01 JULY 2021

		2021/2022	2022/2023	2023/2024
00 – 5 KM	ALL AREAS	R 683	R 714	R 747
05 – 10 KM	APPLICABLE TO ALL AREAS	R 1 364	R 1 427	R 1 493
10 – 15 KM	APPLICABLE TO ALL AREAS	R 2 040	R 2 134	R 2 232
15 – 20 KM FUN RUN	APPLICABLE TO ALL AREAS	R 2 835	R 2 965	R 3 102
20 – 30 KM FUN RUN	APPLICABLE TO ALL AREAS	R 3 781	R 3 955	R 4 137
30 – 40 KM FUN RUN	APPLICABLE TO ALL AREAS	R 5 673	R 5 934	R 6 206
40 – 50 KM FUN RUN	APPLICABLE TO ALL AREAS	R 9 455	R 9 890	R 10 345
BARSEBA	BARSEBA	R 201	R 210	R 220
BETHANI	BETHANI	R 201	R 210	R 220
BOITEKONG	BOITEKONG	R 201	R 210	R 220
CBD	MPHENI HOUSE	R 428	R 448	R 469
CBD	DEPT OF LABOUR	R 428	R 448	R 469
CBD	RUSTENBURG SAPS	R 428	R 448	R 469

CBD	JOB SHIMANKANE TABANE	R 502	R 525	R 549
CBD	DEP. OF EDUCATION	R 214	R 224	R 234
CBD	SARS	R 245	R 256	R 268
CHANENG	CHANENG	R 201	R 210	R 220
FREEDOM PARK	WILDEBEES STADIUM	R 214	R 224	R 234
IKAGENG	IKAGENG	R 201	R 210	R 220
KANANA	KANANA	R 201	R 210	R 220
LESUNG	LESUNG	R 201	R 210	R 220
LETHABONG	LETHABONG	R 201	R 210	R 220
LETHABONG	LETHABONG SAPS	R 201	R 210	R 220
LETHABONG	LETHABONG MUNICIPAL OFFICES	R 201	R 210	R 220
LETHABONG	LETHABONG CLINIC	R 201	R 210	R 220
LUKA	LUKA	R 201	R 210	R 220
LUKA	IMPALA PLATINUM MINES	R 245	R 256	R 268
MABITSE	MABITSE	R 201	R 210	R 220
MAFIKA	MAFIKA	R 201	R 210	R 220
MAILE	MAILE	R 201	R 210	R 220
MARIKANA	WONDERKOP	R 286	R 299	R 313
MARIKANA	MADITLHOKWA	R 359	R 375	R 392
MERITING	MERITING	R 201	R 210	R 220
MFIDIKWE	MFIDIKWE	R 201	R 210	R 220
MFIDIKWE	TSHUKUDU HIGH SCHOOL	R 286	R 299	R 313
MODIKWE	MODIKWE	R 201	R 210	R 220
MOGAJANE	MOGAJANE	R 201	R 210	R 220
MONAKATO	MONAKATO SAPS	R 201	R 210	R 220
MONAKATO	MUNICIPAL OFFICES	R 201	R 210	R 220
MONAKATO	MONAKATO CLINIC	R 201	R 210	R 220
MOSENTHAL	MOSENTHAL	R 201	R 210	R 220
PAARDEKRAAL	PAARDEKRAAL	R 201	R 210	R 220
PHATSIMA	PHATSIMA	R 201	R 210	R 220
PHOKENG	PHOKENG	R 201	R 210	R 220

ANNEXURE C

NW 373 RUSTENBURG LOCAL MUNICIPALITY | TARIFF BOOK | 2021 -2024



HIRING OF SHOWGROUNDS HALLS

TARIFF DESCRIPTION	Frequency	Tariffs 2020/21 R/C	Draft Tariffs 2021/22 R/C	Proposed Tariffs 2022/23 R/C	Proposed Tariffs 2023/24 R/C	2021/2022 INCREASE R/C	2021/22 INCREASE (%)
HALLS							
Administrative Fee	Once Off	R 137	R 143	R 150	R 157	R 6	4.6% p.a
Ans van Zyl Hall	Per Day	R 3 426	R 3 584	R 3 749	R 3 921	R 158	4.6% p.a
Ans van Zyl Hall	Per Week	R 23 983	R 25 086	R 26 240	R 27 447	R 1 103	4.6% p.a
Ans van Zyl Hall	Per Month	R 68 523	R 71 675	R 74 972	R 78 420	R 3 152	4.6% p.a
Ans van Zyl Hall	Per Rtb Show	R 9 593	R 10 034	R 10 496	R 10 979	R 441	4.6% p.a
Administrative Fee	Once Off	R 137	R 143	R 150	R 157	R 6	4.6% p.a
Johann Voster	Per Day	R 3 426	R 3 584	R 3 749	R 3 921	R 158	4.6% p.a
Johann Voster	Per Week	R 17 131	R 17 919	R 18 743	R 19 605	R 788	4.6% p.a
Johann Voster	Per Month	R 50 961	R 53 305	R 55 757	R 58 322	R 2 344	4.6% p.a
Johann Voster	Per Rtb Show	R 6 848	R 7 163	R 7 493	R 7 837	R 315	4.6% p.a
Administrative Fee	Once Off	R 137	R 143	R 150	R 157	R 6	4.6% p.a
Opperman	Per Day	R 3 473	R 3 632	R 3 799	R 3 974	R 160	4.6% p.a
Opperman	Per Week	R 17 131	R 17 919	R 18 743	R 19 605	R 788	4.6% p.a
Opperman	Per Month	R 50 961	R 53 305	R 55 757	R 58 322	R 2 344	4.6% p.a
Opperman	Per Rtb Show	R 4 797	R 5 017	R 5 248	R 5 489	R 221	4.6% p.a
Administrative Fee	Once Off	R 137	R 143	R 150	R 157	R 6	4.6% p.a
Nolte- Bigger Hall	Per Day	R 683	R 715	R 748	R 782	R 31	4.6% p.a
Nolte- Bigger Hall	Per Week	R 20 557	R 21 502	R 22 491	R 23 526	R 946	4.6% p.a
Nolte- Bigger Hall	Per Month	R 54 818	R 57 340	R 59 977	R 62 736	R 2 522	4.6% p.a
Nolte- Bigger Hall	Per Rtb Show	R 7 537	R 7 884	R 8 247	R 8 626	R 347	4.6% p.a
Administrative Fee	Once Off	R 137	R 143	R 150	R 157	R 6	4.6% p.a
Nolte Small Hall	Per Day	R 2 539	R 2 656	R 2 778	R 2 906	R 117	4.6% p.a
Nolte Small Hall	Per Week	R 16 445	R 17 202	R 17 993	R 18 821	R 756	4.6% p.a
Nolte Small Hall	Per Month	R 50 223	R 52 533	R 54 950	R 57 478	R 2 310	4.6% p.a
Nolte Small Hall	Per Rtb Show	R 3 426	R 3 584	R 3 749	R 3 921	R 158	4.6% p.a
Administrative Fee	Once Off	R 137	R 143	R 150	R 157	R 6	4.6% p.a
KJH Behrens	Per Day	R 3 254	R 3 403	R 3 560	R 3 724	R 150	4.6% p.a
KJH Behrens	Per Week	R 23 983	R 25 086	R 26 240	R 27 447	R 1 103	4.6% p.a
KJH Behrens	Per Month	R 68 523	R 71 675	R 74 972	R 78 420	R 3 152	4.6% p.a
KJH Behrens	Per Rtb Show	R 9 593	R 10 034	R 10 496	R 10 979	R 441	4.6% p.a
Administrative Fee	Once Off	R 137	R 143	R 150	R 157	R 6	4.6% p.a
Flip Joubert	Per Day	R 3 426	R 3 584	R 3 749	R 3 921	R 158	4.6% p.a
Flip Joubert	Per Week	R 23 983	R 25 086	R 26 240	R 27 447	R 1 103	4.6% p.a
Flip Joubert	Per Month	R 68 523	R 71 675	R 74 972	R 78 420	R 3 152	4.6% p.a
Flip Joubert	Per Rtb Show	R 9 593	R 10 034	R 10 496	R 10 979	R 441	4.6% p.a
Administrative Fee	Once Off	R 137	R 143	R 150	R 157	R 6	4.6% p.a
Kobie van Zyl	Per Day	R 34 261	R 35 837	R 37 486	R 39 210	R 1 576	4.6% p.a
Kobie van Zyl	Per Week	R 23 983	R 25 086	R 26 240	R 27 447	R 1 103	4.6% p.a
Kobie van Zyl	Per Month	R 68 523	R 71 675	R 74 972	R 78 420	R 3 152	4.6% p.a
Kobie van Zyl	Per Rtb Show	R 9 593	R 10 034	R 10 496	R 10 979	R 441	4.6% p.a
RENTAL FOR RUSTENBURG SHOWS							
Application Fee	Once Off	R 3 000	R 3 138	R 3 282	R 3 433	R 138	4.6% p.a
Part or Whole of Showgrounds	Per Day	R 8 712	R 9 113	R 9 532	R 9 970	R 401	4.6% p.a
	Per Week	R 60 981	R 63 786	R 66 720	R 69 789	R 2 805	4.6% p.a
	Per Month	R 243 924	R 255 145	R 266 881	R 279 158	R 11 221	4.6% p.a
RENTAL FOR OVAL RACING / RELATED							
Application Fee	Once Off	R 3 000	R 3 138	R 3 282	R 3 433	R 138	4.6% p.a
Part or whole of Facility	Per Day	R 4 356	R 4 556	R 4 766	R 4 985	R 200	4.6% p.a
	Per Week	R 30 492	R 31 895	R 33 362	R 34 896	R 1 403	4.6% p.a
	Per Month	R 121 968	R 127 579	R 133 447	R 139 586	R 5 611	4.6% p.a
RENTAL FOR AGRICULTURE SHOWS / RELATED							
Application Fee	Once Off	R 2 000	R 2 092	R 2 188	R 2 289	R 92	4.6% p.a
Proposed Farmer Production Support Unit / Agri-Park	Per Day	R 1 800	R 1 883	R 1 969	R 2 060	R 83	4.6% p.a
	Per Week	R 12 600	R 13 180	R 13 786	R 14 420	R 580	4.6% p.a
	Per Month	R 50 400	R 52 718	R 55 143	R 57 680	R 2 318	4.6% p.a

OUTDOOR ADVERTISING SIGNS' TARIFFS

TARIFF DESCRIPTION	Tariffs 2020/21	Amended Tariff Description	Draft Tariffs 2021/22	Proposed Tariffs 2022/23	Proposed Tariffs 2023/24
CLASS 1: Billboards					
Administration fee	R 382	Fee applicable across board: Per Advertisement/Application	R 399	R 418	R 437
Gantry billboards (on Municipal Property)	R 16 617	Gantry billboards (>18m²<81m²)	R 17 381	R 18 180	R 19 017
Large billboards (on Municipal Property)	R 16 617	Large billboards (>41m²<81m²)	R 17 381	R 18 180	R 19 017
Medium billboards (on Municipal Property)	R 5 486	Medium billboards (>19m²<41m²)	R 5 738	R 6 002	R 6 278
Small billboards (on Municipal Property)	R 4 463	Small billboards (>4.5m²<19m²)	R 4 668	R 4 883	R 5 107
Smaller than 4.5m² (on Municipal Property)	R 3 869	Smaller than 4.5m²	R 4 047	R 4 233	R 4 428
Display fee: Per Advertisement/Application - Private Property (All signs in Class 1)	R 8 919	All permissible sizes	R 9 329	R 9 758	R 10 207
Encroachment fee(council land) per square metre for each sign type	R 3 323	Encroachment fee per square metre (all classes)	R 300	R 314	R 328
CLASS 2: Signs On Buildings And Structures					
Projecting signs					
Administration fee	R 382	Per Advertisement/Application	R 399	R 418	R 437
Display fee per Application	R 535		R 560	R 586	R 613
Encroachment fee(council land) per square metre for each sign type	R 2 028		R 300	R 314	R 328
Building attachment (roof signs, signs and murals on walls and roofs, a sign in the fabric of a building and advertisements on towers, bridges and pylons)					
Administration fee	R 382	Per Advertisement/Application	R 400	R 418	R 437
Display fee per Advertisement	R 1 072		R 1 121	R 1 173	R 1 227
Wall signs/fascia signs					
Administration fee	R 382	Per Advertisement/Application	R 400	R 418	R 437
Display fee per sign	R 535	Display fee on Private Property: Per Advertisement/Application	R 560	R 585	R 612
Ground sign (excluding billboards)					
Encroachment fee(council land) per square metre for each sign type	R -		R 300	R 314	R 328
Display fee per Advertisement	R -	Display fee on Private Property: Per Advertisement/Application	R 1 640	R 1 716	R 1 794
CLASS 3: Signs on Premises and miscellaneous signs					
Boundary walls and entrance gates					
Administration fee	R 382	Per Advertisement/Application	R 399	R 418	R 437
Display fee per Advertisement	R 1 099		R 1 150	R 1 203	R 1 258
Residential and community-oriented buildings					
Administration fee	R 382	Per Advertisement/Application	R 399	R 418	R 437
Display fee per Advertisement	R 1 099		R 1 150	R 1 203	R 1 258
On-premises Business signs in urban Areas					
Administration fee	R 382	Per Advertisement/Application	R 399	R 418	R 437
Display fee per Application	R 3 979		R 4 162	R 4 354	R 4 554
Miscellaneous signs for urban residential oriented land use and community services					
Administration fee	R 382	Per Advertisement/Application	R 399	R 418	R 437
Display fee per Advertisement	R 1 662		R 1 739	R 1 819	R 1 902
Signs for agricultural and related land use in rural and natural Areas					
Administration fee	R 382	Per Advertisement/Application	R 399	R 418	R 437
Display fee per Advertisement	R 1 072		R 1 121	R 1 173	R 1 226
CLASS 4: Signs for Pedestrian Environments and Streets-scaping					
Street furniture signs					
Administration fee	R 382	Per Advertisement/Applicati on	R 400	R 418	R 437
Display fee per Advertisement	R 1 252		R 1 310	R 1 370	R 1 433
Street light/street pole sign, etc.					
Administration fee	R 382	Per Advertisement/Application	R 400	R 418	R 437
Display fee per Advertisement	R 1 252		R 1 310	R 1 370	R 1 433
Permanent signs on poles					
Administration fee	R 382	Per Advertisement/Application	R 400	R 418	R 437
Display fee per Advertisement	R 5 352		R 5 598	R 5 856	R 6 125
CLASS 5: Signs for Tourists and Travellers					
Service facility signs					
Administration fee	R 382	Per Advertisement/Application	R 400	R 418	R 437
Display fee per Advertisement	R 1 099		R 1 150	R 1 202	R 1 258
Road traffic project signs					
Administration fee	R 382	Per Advertisement/Application	R 400	R 418	R 437
Display fee per Advertisement	R 1 099		R 1 150	R 1 202	R 1 258
Tourism information signs					
Administration fee	R 382	Per Advertisement/Application	R 400	R 418	R 437
Display fee per Advertisement (Sponsored/Branded Tourism Attraction Signs) - Municipal Property	R 2 150		R 2 249	R 2 352	R 2 461
Display fee per Advertisement (Sponsored/Branded Tourism Attraction Signs) - Private Property	R 1 099	Display fee on Private Property: Per	R 1 150	R 1 202	R 1 258

HIRING OF THE VARIOUS OFFICES OF THE SMME SUPPORT & DEVELOPMENT CENTRE

TARIFF DESCRIPTION	Frequency	Tariffs 2020/21 R/C	Draft Tariffs 2021/22 R/C	Proposed Tariffs 2022/23 R/C	Proposed Tariffs 2023/24 R/C	2021/2022 INCREASE R/C	2021/22 INCREASE (%)
OFFICE 1							
Administrative Fee	Once Off	R 149	R 156	R 164	R 171	R 7	4.6% p.a
Usage	Per Day	R 523	R 547	R 573	R 599	R 24	4.6% p.a
Usage	5 Days Per Week	R 2 243	R 2 346	R 2 454	R 2 566	R 103	4.6% p.a
Usage	7 Days Per Week	R 2 616	R 2 737	R 2 863	R 2 994	R 120	4.6% p.a
Usage	Per Month	R 11 213	R 11 729	R 12 268	R 12 832	R 516	4.6% p.a
Usage	Per Annum	R 134 553	R 140 743	R 147 217	R 153 989	R 6 189	4.6% p.a
OFFICE 2							
Administrative Fee	Once Off	R 149	R 156	R 164	R 171	R 7	4.6% p.a
Usage	Per Day	R 523	R 547	R 573	R 599	R 24	4.6% p.a
Usage	5 Days Per Week	R 2 243	R 2 346	R 2 454	R 2 566	R 103	4.6% p.a
Usage	7 Days Per Week	R 2 616	R 2 737	R 2 863	R 2 994	R 120	4.6% p.a
Usage	Per Month	R 11 213	R 11 729	R 12 268	R 12 832	R 516	4.6% p.a
Usage	Per Annum	R 134 553	R 140 743	R 147 217	R 153 989	R 6 189	4.6% p.a
OFFICE 3							
Administrative Fee	Once Off	R 149	R 156	R 164	R 171	R 7	4.6% p.a
Usage	Per Day	R 523	R 547	R 573	R 599	R 24	4.6% p.a
Usage	5 Days Per Week	R 2 243	R 2 346	R 2 454	R 2 566	R 103	4.6% p.a
Usage	7 Days Per Week	R 2 616	R 2 737	R 2 863	R 2 994	R 120	4.6% p.a
Usage	Per Month	R 11 213	R 11 729	R 12 268	R 12 832	R 516	4.6% p.a
Usage	Per Annum	R 134 553	R 140 743	R 147 217	R 153 989	R 6 189	4.6% p.a

TARIFFS FOR TRADING STALLS (INDIVIDUAL/SHARED)

TARIFF DESCRIPTION	Administrative Fee 2021/22	Draft Administrative Fee 2021/22	Refundable Deposit 2020/21	Draft Refundable Deposit 2021/22	Tariffs 2020/21	2020/21 INCREASE	2020/21 INCREASE	Draft Tariffs 2021/22	Proposed Tariffs 2022/23	Proposed Tariffs 2023/24		
	Non- Refundable	Non- Refundable	Deposit	Deposit	R/C	R/C	(%)	R/C	R/C	R/C		
MAX BORNMAN TRADING AREA												
6 x 6m Stalls	R 158	R 165	R 1 054	R 1 102	R 519	R 24	4.6%	R 543	R 568	R 594		
6 x 6m Stall (Shared)	R 158	R 165	R 1 054	R 1 102	R 519	R 24	4.6%	R 543	R 568	R 594		
3x 6m Stall	R 158	R 165	R 791	R 827	R 389	R 18	4.6%	R 407	R 426	R 445		
3 x 6m Stall (Shared)	R 158	R 165	R 791	R 827	R 389	R 18	4.6%	R 407	R 426	R 445		
3 x 3m Stall	R 158	R 165	R 527	R 551	R 258	R 12	4.6%	R 270	R 282	R 295		
HAWKERS/INFORMAL TRADING OPEN AREAS AT AREA ABUTTING FATIMA BHAYAT DRIVE NEAR TUNNEL												
2 x 3m Open Space	R 111	R 116	R 111	R 116	R 150	R 7	4.6%	R 157	R 164	R 172		
HAWKERS/INFORMAL TRADING OPEN SPACE 2: AREA OPPOSITE MAX BORNMAN SHOPPING CENTRE												
Demarcated Open Space	R 111	R 116	R 111	R 116	R 150	R 7	4.6%	R 157	R 164	R 172		
SUPPLIERS' DEMARCATED OFFLOADING PARKINGSPACES : BETHLEHEM DRIVE												
Parking/Loading Zone/Space	R 111	R 116	R 888	R 929	R 516	R 24	4.6%	R 540	R 565	R 591		
HAWKERS STALLS AT BAMTA TRADING SHARED/INDIVIDUAL STALLS												
3 x 4,1m Stalls (Shared)	R 111	R 116	R 55	R 58	R 200	R 9	4.6%	R 209	R 219	R 229		
BAMTA Taxi Aisle	R 111	R 116	R 55	R 58	R 150	R 7	4.6%	R 157	R 164	R 172		
BUS Rank Terminals	R 111	R 116	R 55	R 58	R 150	R 7	4.6%	R 157	R 164	R 172		
HAWKERS STALLS AT THE MAIN TAXI RANK TRADING AREA (SHARED & INDIVIDUAL STALLS)												
3 x 3m Stall	R 111	R 116	R 444	R 464	R 258	R 12	4.6%	R 270	R 282	R 295		
3 x 3m Stall (Shared)	R 111	R 116	R 444	R 464	R 258	R 12	4.6%	R 270	R 282	R 295		
Taxi Aisle	R 111	R 116	R 55	R 58	R 150	R 7	4.6%	R 157	R 164	R 172		
OPEN ALIENATED TRADING SPACES : OTHER AREAS OUTSIDE THE CBD												
Rustenburg & Extensions	R 111	R 116	R 55	R 58	R 150	R 7	4.6%	R 157	R 164	R 172		
Titlabane & Extensions	R 111	R 116	R 55	R 58	R 150	R 7	4.6%	R 157	R 164	R 172		
Boitekong & Extensions	R 111	R 116	R 55	R 58	R 150	R 7	4.6%	R 157	R 164	R 172		
Paardekraal & Extensions	R 111	R 116	R 55	R 58	R 150	R 7	4.6%	R 157	R 164	R 172		
Meriting & Extensions	R 111	R 116	R 55	R 58	R 150	R 7	4.6%	R 157	R 164	R 172		
Lethabong & Extensions	R 111	R 116	R 55	R 58	R 150	R 7	4.6%	R 157	R 164	R 172		
Marikana & Extensions	R 111	R 116	R 55	R 58	R 150	R 7	4.6%	R 157	R 164	R 172		
Phatsima & Extensions	R 111	R 116	R 55	R 58	R 150	R 7	4.6%	R 157	R 164	R 172		
Boshoek	R 111	R 116	R 55	R 58	R 150	R 7	4.6%	R 157	R 164	R 172		
Monakato & Extensions	R 111	R 116	R 55	R 58	R 150	R 7	4.6%	R 157	R 164	R 172		
Freedom Park & Extensions	R 111	R 116	R 55	R 58	R 150	R 7	4.6%	R 157	R 164	R 172		
OTHER TRADING AREAS												
Trading near malls near the CBD (town) area	R	-	R	-	R	-	R 200	R 9	4.6%	R 209	R 219	R 229
Trading near malls near the township and rural areas	R	-	R	-	R	-	R 200	R 9	4.6%	R 209	R 219	R 229
Trading from Mobile Container	R	-	R	-	R	-	R 1 000		4.6%	R 1 000	R 1 046	R 1 094

ANNEXURE C

NW 373 RUSTENBURG LOCAL MUNICIPALITY | TARIFF BOOK | 2021 -2024



RUSTENBURG PROPOSED RATES TARIFFS FOR 2020/2021

CATEGORY	AMOUNT	EXEMPTIONS	SUBTOTAL	IMPERMISEABLE REBATE	Rebates	SUBTOTAL	Rate 2021/202	PROJECTED RATE 2021/2022	PROJECTED GROSS INCOME	PHASE IN	SUB-TOTAL	Indigent/PENSI ONERS REBATE 2.00%	REBATES	REBATE VALUE	PROJECTED NET INCOME
RESIDENTIAL	46 451 391 947		46 451 391 947	7 842 000 000		38 609 391 947	0.0050	0.0050	193 046 959.73	-	193 046 959.73	-		3 860 939.19	189 186 020.54
RES- MULTI PURPOSE	13 333 614 000		13 333 614 000	-		13 333 614 000	0.0150	0.0150	200 004 210.00	-	200 004 210.00	-		-	230 000.00
BUS & COM	2 669 883 000		2 669 883 000	-		2 669 883 000	0.0150	0.0150	40 048 245.00	-	40 048 245.00	-		-	490 000.00
INDUSTRIAL	469 165 000		469 165 000	-		469 165 000	0.0013	0.0013	-	25% of residential tariff	-	-		-	-
PUBLIC WORSHIP	1 182 356 000		1 182 356 000	-		1 182 356 000	0.0013	0.0013	-	25% of residential tariff	-	-		-	-
MUNICIPAL PROP	13 910 000		13 910 000	-		13 910 000	0.0013	0.0013	-	25% of residential tariff	-	-		-	-
PUBLIC OPEN SPACE	35 792 000		35 792 000	-		35 792 000	0.0013	0.0013	-	25% of residential tariff	-	-		-	-
PSI	5 634 511 000		5 634 511 000	-		5 634 511 000	0.0010	0.0010	7 043 138.75	25% of residential tariff	7 043 138.75	20%	1 408 627.75	5 634 511.00	-
GOVN PROP	2 006 613 000		2 006 613 000	-		2 006 613 000	0.0013	0.0013	2 508 266.25	25% of residential tariff	2 508 266.25	20%	501 653.25	2 006 613.00	-
EDUCATIONAL	10 437 192 000		10 437 192 000	-		10 437 192 000	0.0013	0.0013	13 046 490.00	25% of the residential tariff	13 046 490.00	20%	2 609 298.00	10 437 192.00	-
AGRICULTURE	-		-	-		-	0.0013	0.0013	-	-	-	-		-	-
AGRI - RESIDENTIAL	-		-	-		-	0.0013	0.0013	-	-	-	-		-	-
Agri Business	-		-	-		-	0.0013	0.0013	-	-	-	-		-	-
Vacant Business	-		-	-		-	0.0013	0.0013	-	-	-	-		-	-
PBO	71 663 000		71 663 000	-		71 663 000	0.0013	0.0013	89 578.75	25% of the residential tariff	-	-	0%	-	-
PRIVATE OWNED TOWN	645 172 000		645 172 000	46 700 000	149 618 000	448 854 000	0.0050	0.0050	2 244 270.00	Additional rebate of 25%	2 244 270.00	-		-	2 244 270.00
MULTI PURPOSE USE	-		-	-		-	0.0000	0.0000	-	-	-	-	0%	-	-
MINING PROPERTIES	349 290 000		349 290 000	-		349 290 000	0.0150	0.0150	5 239 350.00	-	5 239 350.00	-		5 239 350.00	-
PRIVATE SCHOOLS	-		-	-		-	0.0236	0.0236	-	-	-	-	0%	-	-
PRIVATE OPEN SPACE	15 576 000		15 576 000	-		15 576 000	0.0013	0.0013	19 470.00	25% of residential as it is for	19 470.00	-		19 470.00	-
PRIVATE ROAD	4 414 000		4 414 000	-		4 414 000	0.0013	0.0013	5 517.50	25% of residential	5 517.50	-		5 517.50	-
PUBLIC ROAD	-		-	-		-	0.0000	0.0000	-	-	-	-		-	-
VACANT LAND	3 452 093 000		3 452 093 000	-		3 452 093 000	0.0090	0.0090	31 068 837.00	-	31 068 837.00	-		31 068 837.00	-
CRECHES	-		-	-		-	0.0236	0.0236	-	-	-	-	0%	-	-
TOTAL	86 772 635 947	1 665 431 000	85 107 204 947	7 888 700 000		77 218 504 947	0.0236	0.0236	494 409 072.98	-	494 409 072.98	-		8 380 518.19	485 938 976.04
2015/2016	86 772 635 947														14 900 000.00
2014/2015															178 800 000.00
Difference	86 772 635 947	#DIV/0!	increase in value												307 138 976.04
															172%

RUSTENBURG PROPOSED RATES TARIFFS FOR 2020/2021

CATEGORY	AMOUNT	EXEMPTIONS	SUBTOTAL	IMPERMISEABLE REBATE	SUBTOTAL	Rate 2019/2020	PROJECTED RATE 2020/2021	PROJECTED GROSS INCOME	PHASE I	SUB-TOTAL	Indigent/PENSI ONERS REBATE 2.00%	REBATES	REBATE VALUE	PROJECTED NET INCOME
RESIDENTIAL	27 564 513 270		27 564 513 270	7 259 800 000	20 304 713 270	0.0072	0.0077	155 550 347.42	-	155 550 347.42	-		3 111 006.95	152 439 340.47
RES- MULTI PURPOSE	4 825 880 400		4 825 880 400	-	4 825 880 400	0.0269	0.0286	138 124 418.46	-	138 124 418.46	-		-	138 124 418.46
BUS & COM	1 265 702 000		1 265 702 000	-	1 265 702 000	0.0274	0.0292	36 899 769.83	-	36 899 769.83	-		-	36 899 769.83
INDUSTRIAL	46 130 000		46 130 000	-	46 130 000	-	0.0000	-	-	-	-	0%	-	-
PUBLIC WORSHIP	192 613 200		192 613 200	-	192 613 200	-	0.0000	-	-	-	-	0%	-	-
MUNICIPAL PROP	105 574 800		105 574 800	-	105 574 800	-	0.0000	-	-	-	-	0%	-	-
PUBLIC OPEN SPACE	6 138 200		6 138 200	-	6 138 200	-	0.0000	-	-	-	-	0%	-	-
PSI	781 661 100		781 661 100	78 166 110	703 494 990	0.0256	0.0272	19 162 077.94	-	19 162 077.94	-		-	19 162 077.94
GOVN PROP	24 900 000		24 900 000	-	24 900 000	0.0246	0.0262	651 742.56	-	651 742.56	-		-	651 742.56
EDUCATIONAL	4 205 529 750		4 205 529 750	354 100 000	3 851 429 750	0.0019	0.0020	7 786 050.38	-	7 786 050.38	-		-	7 786 050.38
AGRICULTURE	-		-	-	-	0.0014	0.0015	-	-	-	-		-	-
AGRI - RESIDENTIAL	-		-	-	-	0.0212	0.0226	-	-	-	-		-	-
Agri Business	-		-	-	-	0.0215	0.0229	-	-	-	-		-	-
Vacant Business	-		-	-	-	0.0000	0.0000	-	-	-	-	0%	-	-
PBO	1 000 000		1 000 000	-	1 000 000	-	-	-	-	-	-		-	-
PRIVATE OWNED TOWN	4 580 000		4 580 000	561 321 000	4 018 679 000	0.0064	0.0068	2 866 778.61	-	2 866 778.61	-		-	2 866 778.61
MULTI PURPOSE USE	-		-	-	-	0.0000	0.0000	-	-	-	-	0%	-	-
MINING PROPERTIES	45 033 200		45 033 200	-	45 033 200	0.0288	0.0306	1 379 961.35	-	1 379 961.35	-		-	1 379 961.35
PRIVATE SCHOOLS	-		-	-	-	0.0236	0.0251	-	-	-	-	0%	-	-
PRIVATE OPEN SPACE	2 102 600		2 102 600	-	2 102 600	0.0067	0.0071	14 989.01	-	14 989.01	-		-	14 989.01
PRIVATE ROAD	384 000		384 000	-	384 000	0.0080	0.0085	3 268.61	-	3 268.61	-		-	3 268.61
PUBLIC ROAD	-		-	-	-	0.0000	0.0000	-	-	-	-	0%	-	-
VACANT LAND	220 714 000		220 714 000	-	220 714 000	0.0113	0.0120	2 653 688.56	-	2 653 688.56	-		-	2 653 688.56
CRECHE	-		-	-	-	0.0236	0.0251	-	-	-	-	0%	-	-
TOTAL	39 292 456 520	238 743 200	39 053 713 320	7 832 396 360	31 221 316 960	-	-	365 093 092.73	-	365 093 092.73	-		3 111 006.95	361 982 085.79
2015/2016	39 292 456 520													14 900 000.00
2014/2015														178 800 000.00
Difference	39 292 456 520	#DIV/0!	increase in value											183 182 085.79
														102%

	<u>farms</u>	<u>residential</u>	<u>total</u>		
CATEGORY	AMOUNT	AMOUNT	AMOUNT		
RESIDENTIAL	550 000	25 143 560 900	25 144 110 900	25 143 560 900	
RES- MULTI PURPOSE	23 800 000	30 080 000	53 880 000	29 430 000	650 000
BUS & COM	421 201 000	4 384 261 100	4 805 462 100	4 384 261 100	
INDUSTRIAL		1 165 174 000	1 165 174 000	1 163 674 000	1 500 000
PUBLIC WORSHIP	67 350 000	166 415 000	233 765 000	166 415 000	
MUNICIPAL PROP	149 846 000	390 952 500	540 798 500	390 952 500	
PUBLIC OPEN SPACE		2 573 500	2 573 500	2 573 500	
PSI	6 924 350	9 268 000	16 192 350	9 268 000	
GOVN PROP	409 033 000	465 416 000	874 449 000	465 416 000	
EDUCATION		85 500 000	85 500 000	85 500 000	
AGRICULTURE	2 702 807 500	-	2 702 807 500		
AGRI - RESIDENTIAL		-	-		
Agri Business		-	-		
AGRI - MINING		-	-		
PBO	7 000 000	21 000 000	28 000 000	21 000 000	
PRIVATE OWNED TOWN		388 830 025	388 830 025	388 830 025	
MULTI PURPOSE USE	191 680 000	11 570 000	203 250 000	11 570 000	
MINING PROPERTIES	894 036 200	-	894 036 200		
PRIVATE SCHOOLS		-	-		
PRIVATE OPEN SPACE		1 801 500	1 801 500		1 801 500
PRIVATE ROAD		1 997 000	1 997 000		1 997 000
PUBLIC ROAD		-	-		
VACANT LAND		740 734 376	740 734 376	111 906 500	625 810 976
CRECHES		-	-		
TOTAL	4 874 228 050	33 009 133 901	37 883 361 951	32 374 357 525	631 759 476
					33 006 117 001

ANNEXURE C

NW 373 RUSTENBURG LOCAL MUNICIPALITY | TARIFF BOOK | 2021 -2024



BUILDING CONTROL

TARIFF DESCRIPTION	Approved Tariff 2019/2020	Current Tariff 2020/2021	Proposed Tariff 2021/2022	Proposed Tariff 2022/2023	Proposed Tariff 2023/2024
	R / C	R/C	R/C	R/C	R/C
DETERMINATION OF CHARGES PAYABLE TO THE LOCAL AUTHORITY WITH REGARDS TO THE EXAMINATION OF APPROVAL OF BUILDING PLANS AND RELATED MATTERS					
DWELLING HOUSES					
For new residential buildings, additions,new proposals,/re designs,amended plans (only residential buildings)	R 4.30 per m² (minimum R450.00 levy)	R 4.55 per m² (minimum R455.00 levy)	R 4.80 per m² (minimum R480.00 levy)	R 5.00 per m² (minimum R480.00 levy)	R 5.20 per m² (minimum R480.00 levy)
For alterations, amended plans (without additional area)	R 4.30 per m² (minimum R450.00 levy)	R 4.55 per m² (minimum R455.00 levy)	R 4.80 per m² (minimum R480.00 levy)	R 5.00 per m² (minimum R480.00 levy)	R 5.20 per m² (minimum R480.00 levy)
OTHER BUILDINGS					
For new other buildings, additions,new proposals,/re designs,amended plans(other buildings)	R 6.10 per m² (minimum R760.00 levy)	R 6.45 per m² (minimum R800.00 levy)	R 6.80 per m² (minimum R800.00 levy)	R 7.20 per m² (minimum R800.00 levy)	R 7.50 per m² (minimum R800.00 levy)
For alterations, amended plans (without additional area)	R 6.10 per m² (minimum R760.00 levy)	R 6.45 per m² (minimum R800.00 levy)	R 6.80 per m² (minimum R800.00 levy)	R 7.20 per m² (minimum R800.00 levy)	R 7.50 per m² (minimum R800.00 levy)
For renewal of a plan after approval has lapsed	R450.00 per application	R480.00 per application	R510.00 per application	R540.00 per application	R560.00 per application
For tenant/ shop layouts	R760.00 per application	R800.00 per application	R850.00 per application	R900.00 per application	R940.00 per application
Minor building work	R450.00 per application	R480.00per application	R510.00per application	R540.00per application	R560.00per application
Re-roofing (amended plan)	R450.00 per application	R480.00 per application	R510.00 per application	R540.00 per application	R560.00 per application
Gas/fuel pumps installations	R760.00 per application	R800.00 per application	R845.00 per application	R900.00 per application	R940.00 per application
Low cost housing -by government/ council	No fee (submit proof)	No fee (submit proof)	No fee (submit proof)	No fee (submit proof)	No fee (submit proof)
Projects by state department on property owned by state	R1.80 per m² minimum or motivation for	R2.00 per m² minimum or motivation for	R2.10 per m² minimum or motivation for	R2.20 per m² minimum or motivation for	R2.30 per m² minimum or motivation for
For section7(6) aplication	R3.60 per m² minimum R760.00 levy	R4.00 per m² minimum R800.00 levy	R4.30 per m² minimum R800.00 levy	R4.50 per m² minimum R800.00 levy	R4.60 per m² minimum R800.00 levy
	R450.00 per application	R480.00 per application	R510.00 per application	R540.00 per application	R560.00 per application
Antennae/masts	R450.00 per application	R480.00 per application	R510.00 per application	R540.00 per application	R560.00 per application
For examination of preliminary sketch plans	R3.60 per m² minimum R450.00 levy	R4.00 per m² minimum R480.00 levy	R4.20 per m² minimum R480.00 levy	R4.40 per m² minimum R480.00 levy	R4.60 per m² minimum R480.00 levy
Inspection fee from 2nd re-inspection	R450.00 per application	R480.00 per application	R510.00 per application	R540.00 per application	R560.00 per application

Comparison of market values for two financial years

Category	Total 2020/21	Total 2021/22	Variance	Variance in percentage
RESIDENTIAL	27 564 513 270	46 451 391 947	18 886 878 677	69
RES- MULTI PURPOSE			-	
BUS &COM	4 825 880 400	13 333 614 000	8 507 733 600	176
INDUSTRIAL	1 265 702 000	2 669 883 000	1 404 181 000	111
PUBLIC WORSHIP	46 130 000	469 165 000	423 035 000	917
MUNICIPAL PROP	192 613 200	1 182 356 000	989 742 800	514
PUBLIC OPEN SPACE	105 574 800	13 910 000	-91 664 800	-87
PSI	6 138 200	35 792 000	29 653 800	483
GOVN PROP	781 661 100	5 634 511 000	4 852 849 900	621
EDUCATIONAL	24 900 000	2 006 613 000	1 981 713 000	7 959
AGRICULTURE	4 205 529 750	10 437 192 000	6 231 662 250	148
PBO	1 000 000	71 663 000	70 663 000	7 066
PRIVATE OWNED TOWN	4 580 000	645 172 000	640 592 000	13 987
MINING PROPERTIES	45 033 200	349 290 000	304 256 800	676
PRIVATE OPEN SPACE	2 102 600	15 576 000	13 473 400	641
PRIVATE ROAD	384 000	4 414 000	4 030 000	1 049
VACANT LAND	220 714 000	3 452 093 000	3 231 379 000	1 464
TOTAL	39 292 456 520	86 772 635 947	47 480 179 427	121

Comparison of projected revenue

Category	Total 2020/21	Total 2021/22	Variance	Variance in percentage
RESIDENTIAL	152 439 340.47	189 186 021	36 746 680	24
BUS &COM	138 124 418	200 004 210	61 879 792	45
INDUSTRIAL	36 899 770	40 048 245	3 148 475	9
PUBLIC WORSHIP			-	
PSI	-	4 470	4 470	100
GOVN PROP	19 162 078	7 043 139	-12 118 939	-63
EDUCATIONAL	651 743	2 508 266	1 856 524	285
AGRICULTURE	7 786 050	13 046 490	5 260 440	68
PRIVATE OWNED TOWN	2 866 779	2 244 270	-622 509	-22
MINING PROPERTIES	1 379 961	5 239 350	3 859 389	280
PRIVATE OPEN SPACE	14 989	19 470	4 481	30
PRIVATE ROAD	3 269	5 518	2 249	69
VACANT LAND	2 653 689	31 068 837	28 415 148	1 071
TOTAL	361 982 086	490 418 285	128 436 199	35

HOUSING

	Approved Tariff 2019/2020	Current Tariff 2020/2021	Proposed Tariff 2021/2022	Proposed Tariff 2022/2023	Proposed Tariff 2023/2024
CRU'S BOITEKONG EXT 12 (NO INCREASE)					
1 BEDROOM	R 300.00	R 300.00	R 300.00	R 300.00	R 300.00
2 BEDROOM	R 500.00	R 500.00	R 500.00	R 500.00	R 500.00
3 BEDROOM	R 700.00	R 700.00	R 700.00	R 700.00	R 700.00
AMBERBOOM (LOW COST HOUSES)					
1 BEDROOM	20%	20%	20%	20%	20%
2 BEDROOM	25%	25%	25%	25%	25%
3 BEDROOM	30%	30%	30%	30%	30%
PERSONNEL HOUSES (MARKET RELATED)					
FLATS	R 3 500.00	R 3 500.00	R 3 500.00	R 3 500.00	R 3 500.00
HOUSES	R 3 500.00	R 3 500.00	R 3 500.00	R 3 500.00	R 3 500.00
KERK OLD AGE FLATS					
1 BEDROOM(SINGLE)	8%	8%	8%	8%	8%
2 BEDROOM(DOUBLE)	10%	10%	10%	10%	10%
GEELHOOT PARK OLD AGE FLATS					
2 BEDROOM(DOUBLE)	10%	10%	10%	10%	10%

Description	Approved Tariffs 2020/21	Percentage increase 2021/22	Proposed Tariffs 2021/22	Proposed tariffs 2022/23	Proposed tariffs 2022/23
CLEARANCE CERTIFICATE FEE	87.99	0.054	92.74	97.75	103.03
CLEARANCE APPLICATION FEE - MANUAL	183.97	1.48	456.25	480.88	506.85
CLEARANCE APPLICATION FEE - ELECTRONIC	410.61	-1.48	-197.09	(207.74)	(218.95)
VALUATION ROLL - SOFT COPY	1182.02	0.054	1 245.85	1 313.12	1 384.03
VALUATION ROLL - HARD COPY	1182.02	0.054	1 245.85	1 313.12	1 384.03
VALUATION CERTIFICATE	91.8	0.054	96.76	101.98	107.49
DEEDS SEARCH	68.18	0.054	71.86	75.74	79.83
LOST COPY CERTIFICATE	73.37	0.054	77.33	81.51	85.91
SEARCHING OF ANY DISCLOSURE RECORD	17.70/HOUR OR PART	0.054	18.66	19.66	20.73

Tariff incorretly captured in 2020/21 financial year.
Tariff incorretly captured in 2020/21 financial year.

Phase in of the increase

Total property rates per year

Assumption that property rates will increase by 6.4%

Category	Total 2020/21		2021/22	2022/23	2023/24	2024/25	Total 2021/22	25%	25%	25%	25%	2021/22	2022/23	2023/24	2024/25						
RESIDENTIAL	27 564 513 270	7 259 800 000	164 468 177	174 620 534	186 803 362	196 955 719	46 451 391 947	52 947 024	112 430 718	180 412 083	253 622 783	217 415 202	287 051 252	367 215 445	564 171 164	0.0076	6.40%	0.0081	0.0086	0.0092	0.0097
RES- MULTI PURPOSE																0.0076	6.40%	0.0081	0.0086	0.0092	0.0097
BUS &COM	4 825 880 400		145 741 588	155 393 349	165 045 110	175 662 047	13 333 614 000	64 233 389	136 974 511	218 223 367	309 681 503	209 974 977	292 367 860	383 268 477	558 930 523	0.0284	6.40%	0.0302	0.0322	0.0342	0.0364
INDUSTRIAL	1 265 702 000		38 857 051	41 388 455	44 046 430	46 830 974	2 669 883 000	10 777 089	22 958 359	3 664 912	51 954 697	49 634 141	64 346 815	47 711 342	94 542 316	0.0289	6.40%	0.0307	0.0327	0.0348	0.0370
PUBLIC WORSHIP	46 130 000		-	-	-	-	469 165 000	-	-	-	-	-	-	-	-						
MUNICIPAL PROP	192 613 200		-	-	-	-	1 182 356 000	-	-	-	-	-	-	-	-						
PUBLIC OPEN SPACE	105 574 800		-	-	-	-	13 910 000	-	-	-	-	-	-	-	-						
PSI	6 138 200		12 890	14 118	14 732	15 959	35 792 000	15 568	34 102	53 377	77 100	28 458	48 220	68 109	84 068	0.002	6.40%	0.0021	0.0023	0.0024	0.0026
GOVN PROP	781 661 100		22 433 674	23 918 830	25 403 986	27 045 474	5 634 511 000	34 819 198	74 248 603	118 288 216	167 908 607	57 252 872	98 167 433	143 692 202	170 737 676	0.027	6.40%	0.0287	0.0306	0.0325	0.0346
EDUCATIONAL	24 900 000		689 730	732 060	779 370	829 170	2 006 613 000	13 723 363	29 131 181	46 520 713	65 991 043	14 413 093	29 863 241	47 300 083	48 129 253	0.026	6.40%	0.0277	0.0294	0.0313	0.0333
AGRICULTURE	4 205 529 750		8 831 612	9 672 718	10 093 271	10 934 377	10 437 192 000	3 271 623	7 166 412	11 216 992	16 202 322	12 103 235	16 839 130	21 310 263	32 244 641	0.002	6.40%	0.0021	0.0023	0.0024	0.0026
PBO	1 000 000		28 728	30 567	32 523	34 604	71 663 000	507 502	539 982	574 541	611 311	536 230	570 548	607 063	641 668	0.027	6.40%	0.0287	0.0306	0.0325	0.0346
PRIVATE OWNED TOWN	4 580 000	46 700 000	37 098	39 388	42 136	44 426	645 172 000	1 202 631	2 553 736	4 097 855	6 213 742	1 239 729	2 593 124	4 139 991	4 184 417	0.0076	6.40%	0.0081	0.0086	0.0092	0.0097
MINING PROPERTIES	45 033 200		1 463 579	1 553 645	1 693 248	1 760 798	349 290 000	2 472 087	5 248 430	8 374 668	11 896 441	3 935 666	6 802 075	10 067 917	11 828 715	0.0305	6.40%	0.0325	0.0345	0.0367	0.0391
PRIVATE OPEN SPACE	2 102 600		18 713	19 975	21 236	22 708	15 576 000	29 978	63 999	102 061	145 513	48 691	83 973	123 297	146 005	0.0084	6.40%	0.0089	0.0095	0.0101	0.0108
PRIVATE ROAD	384 000		3 264	3 494	5 491	5 875	4 414 000	8 564	18 337	38 688	41 509	11 828	21 831	44 179	50 054	0.008	6.40%	0.0085	0.0091	0.0096	0.0103
VACANT LAND	220 714 000		2 803 068	2 979 639	3 156 210	3 376 924	3 452 093 000	10 259 628	21 811 808	34 656 540	49 440 099	13 062 696	24 791 447	37 812 750	41 189 674	0.0119	6.40%	0.0127	0.0135	0.0143	0.0153
TOTAL	39 292 456 520		385 389 173				86 772 635 947					579 656 817	823 546 950	1 063 361 118	1 526 880 174						

Category	2021/22		2022/23		2023/24		2024/25	
	PHASE IN	REDUCTION IN TARIFF	PHASE IN	REDUCTION IN TARIFF	PHASE IN	REDUCTION IN TARIFF	PHASE IN	REDUCTION IN TARIFF
RESIDENTIAL	190 200 890.34	193 046 959.73	226 085 959.82	205 401 965.16	261 971 029.31	218 547 690.93	297 856 098.80	232 534 743.15
BUS &COM	197 459 911.92	200 004 210.00	257 864 820.48	212 804 479.44	318 269 729.04	226 423 966.12	378 674 637.60	240 915 099.96
INDUSTRIAL	46 723 995.53	40 048 245.00	56 869 203.25	42 611 332.68	67 014 410.98	45 338 457.97	77 159 618.70	48 240 119.28
PUBLIC WORSHIP	-	-	-	-	-	-	-	-
MUNICIPAL PROP	-	-	-	-	-	-	-	-
PUBLIC OPEN SPACE	-	-	-	-	-	-	-	-
PSI	27 103.30	46 529.60	41 930.20	49 507.49	56 757.10	52 675.97	71 584.00	56 047.24
GOVN PROP	53 861 586.53	7 324 864.30	86 618 323.35	7 793 655.62	119 375 060.18	8 292 449.57	152 131 797.00	8 823

ANNEXURE C

NW 373 RUSTENBURG LOCAL MUNICIPALITY | TARIFF BOOK | 2021 -2024



Category	Total 2021/22 - values	Increase split of the amount into 4 years	Total 2020/21 - values	Rebates	2021/22 projected revenue	2022/23 projected revenue	2022/23 projected revenue	2022/23 projected revenue	Tariff used - 2020/21 no increase
RESIDENTIAL	46 451 391 947.00	4721719669.25	27 564 513 270	7 259 800 000	190 200 890	226 085 960	261 971 029	297 856 099	0.0076
RES- MULTI PURPOSE		0.00			-	-	-	-	0.0076
BUS &COM	13 333 614 000.00	2126933400.00	4 825 880 400		197 459 912	257 864 820	318 269 729	378 674 638	0.0284
INDUSTRIAL	2 669 883 000.00	351045250.00	1 265 702 000		46 723 996	56 869 203	67 014 411	77 159 619	0.0289
PUBLIC WORSHIP	469 165 000.00	105758750.00	46 130 000		-	-	-	-	
MUNICIPAL PROP	1 182 356 000.00	247435700.00	192 613 200		-	-	-	-	
PUBLIC OPEN SPACE	13 910 000.00	-22916200.00	105 574 800		-	-	-	-	0.002
PSI	35 792 000.00	7413450.00	6 138 200		27 103	41 930	56 757	71 584	0.002
GOVN PROP	5 634 511 000.00	1213212475.00	781 661 100		53 861 587	86 618 323	119 375 060	152 131 797	0.027
EDUCATIONAL	2 006 613 000.00	495428250.00	24 900 000		13 528 535	26 409 669	39 290 804	52 171 938	0.026
AGRICULTURE	10 437 192 000.00	1557915562.50	4 205 529 750		11 526 891	14 642 722	17 758 553	20 874 384	0.002
PBO	71 663 000.00	17665750.00	1 000 000		503 975	980 951	1 457 926	1 934 901	0.027
PRIVATE OWNED TOWN	645 172 000.00	160148000.00	4 580 000	46 700 000	897 013	2 114 138	3 331 262	4 548 387	0.0076
MINING PROPERTIES	349 290 000.00	76064200.00	45 033 200		3 693 471	6 013 429	8 333 387	10 653 345	0.0305
PRIVATE OPEN SPACE	15 576 000.00	3368350.00	2 102 600		45 956	74 250	102 544	130 838	0.0084
PRIVATE ROAD	4 414 000.00	1007500.00	384 000		11 132	19 192	27 252	35 312	0.008
VACANT LAND	3 452 093 000.00	807844750.00	220 714 000		12 239 849	21 853 202	31 466 554	41 079 907	0.0119
TOTAL			39 292 456 520		530 720 309	699 587 789	868 455 268	1 037 322 748	

Assumption that property rates will increase by 6.4%

EMERGENCY AND DISASTER MANAGEMENT

A. FEES FOR HAZARDOUS SUBSTANCES AND FIRE PROTECTION SERVICES | Tariffs for rendering of fire safety services: plans, inspections, events, standby, fire water tests, rational designs, fireworks applications and hazardous substances

TARIFF DESCRIPTION	Current 2019/2020	Approved 2020/2021	Approved % increase 2020/2021	Approved 2021/2022	Approved 2022/2023
Inspection of bulk depots and issuing of registration certificates	R 2 775.30	R 3 052.83	9%	R 3 327.58	R 3 627.07
Inspection of spray booth and issuing of spray permit as well as inspection of storage, handling and use of hazardous substances, and issuing of registration certificate	R 859.10	R 945.01	9%	R 1 030.06	R 3 957.13
Inspection of a dangerous goods vehicle and issuing of transport permit	R 859.10	R 945.01	9%	R 1 030.06	R 4 317.23
Issuing of certificate of fitness for a public building	R 859.10	R 945.01	9%	R 1 030.06	R 4 710.10
Release of emergency incident information as contemplated in Section 2 of the Fire Brigade Service By-Laws	R 123.20	R 135.52	9%	R 147.72	R 5 138.72
Temporary registration of hazardous substances installation for special events	R 61.60	R 67.76	9%	R 73.86	R 5 606.34
Plan approval for fire Protection Plans inclusive of a fire Installation drawing or smoke ventilation plan (per m2 or part thereof)	R 2.20	R 2.42	9%	R 2.64	R 6 116.52
Plan approval for fire Protection Plans inclusive of a fire Installation drawing or smoke ventilation plan(with a minimum fee of)	R 27 013.80	R 29 715.18	9%	R 32 389.55	R 6 673.12
Plan approval for fire Protection Plans inclusive of a fire Installation drawing or smoke ventilation plan(per building plan submitted and a maximum fee of)	R 27 013.80	R 29 715.18	9%	R 32 389.55	R 7 280.37
Plan approval for tenant layouts / amendments / deviations(per floor / per tenant)	R 392.70	R 431.97	9%	R 470.85	R 7 942.89
Plan approval for site development including amendments (SDP)(per submission)	R 392.70	R 431.97	9%	R 470.85	R 8 665.69
Plan approval for hazardous substances including amendments / deviations(per submission)	R 392.70	R 431.97	9%	R 470.85	R 9 454.27
Rational design for a thatched roof or lapa at a residential stand/erf(per submission)	R 478.50	R 526.35	9%	R 573.72	R 10 314.61
Plans for temporary structures at events that includes the rational design thereof	R 478.50	R 526.35	9%	R 573.72	R 11 253.23
Cost per Officer per hour or part thereof at events for standby and inspections	R 305.80	R 336.38	9%	R 366.65	R 12 277.28
Rational designs	R 982.30	R 1 080.53	9%	R 1 177.78	R 13 394.51
Fireworks display / discharge application	R 430.10	R 473.11	9%	R 515.69	R 14 613.41
General Fire Safety compliance letter / inspection request / fire water reticulation test result out of schedule	R 306.90	R 337.59	9%	R 367.97	R 15 943.23
Fire water reticulation tests at street hydrants per hydrant	R 306.90	R 337.59	9%	R 367.97	R 17 394.07
Restoration of lapsed annual hazardous substance certificate	R 430.10	R 473.11	9%	R 515.69	R 18 976.93

B. RENTAL PAYABLE FOR MAKING SERVICE EQUIPMENT AVAILABLE

Utilisation of vehicles	Call out cost	Utilisation cost per vehicle per	Approved 2019/2020	Approved 2020/2021	Approved % increase 2020/2021	Approved 2021/2022	Approved 2022/2023
Type of vehicle							
Rescue Pumper	R 250.00	R 500.00	R 961.95	R 1 058.15	9%	R 1 153.38	R 1 257.18
Aerial Apparatus	R 450.00	R 900.00	R 1 731.51	R 1 904.66	9%	R 2 076.08	R 2 262.93
Specialist Vehicle (Hazmat vehicle)	R 450.00	R 950.00	R 1 795.64	R 1 975.20	9%	R 2 152.97	R 2 346.74
Water Tanker	R 300.00	R 650.00	R 1 218.47	R 1 340.32	9%	R 1 460.95	R 1 592.43
Grass Unit	R 150.00	R 250.00	R 513.04	R 564.34	9%	R 615.13	R 670.50
Incident Command vehicle / response vehicle	R 495.00	R 800.00	R 1 660.97	R 1 827.06	9%	R 1 991.50	R 2 170.73
Diving Unit	R 450.00	R 950.00	R 1 795.64	R 1 975.20	9%	R 2 152.97	R 2 346.74
Utilisation of Specialised Equipment	R 250.00	R 650.00	R 1 154.34	R 1 269.77	9%	R 1 384.05	R 1 508.62
Kilometres (Km) Travelled		R2. 00	R 2.57	R 2.82	9%	R 3.08	R 3.35
USE OF PERSONNEL							
Personnel per h / per member	R 70.00		R 89.78	R 98.76	9%	R 107.65	R 117.34
USE OF WATER							
Water used per kl + Vat	R 7.50		R 9.62	R 10.58	9%	R 11.53	R 12.57

- Note:
- The time is calculated from arrival to departure
 - Utilisation cost includes cost of personnel and equipment
 - Call out tariff will be rendered for all incidents where a fire vehicle arrived on scene, To all vehicles involved in an accident as well as for the following services rendered
 - Any form of scene safety including cones and regulating of traffic
 - Safety of the vehicle / s were ensured, which include the cutting of the battery cables
 - Fires: where a fire was extinguished before arrival but an investigation was done to ensure the house / building is safe
 - Utilisation Tariff will be rendered to the vehicle where work was done with the following equipment · Hydraulic rescue set · Positive pressure ventilator · Carburandum Disc cutter · Power saw · Reciprocating saw · Motorised break-in equipment
 - Fires: Any equipment used to extinguish the fire
 - Portable pumpsFlooding: All houses involved in a flood
 - Utilisation of Specialised Equipment tariff apply for Specialist rescue operations (High Angel, Swift Water, Urban Search and Rescued, Mountain Rescue, Diving)
 - Deliver of expert services in specialised fires

	Approved 2019/2020	Approved 2020/2021	Approved % increase 2020/2021	Approved 2021/2022	Approved 2022/2023
A maximum restriction of R6 000.00 (VAT included) is placed per private household for fire and rescue services.	7 409	8 150	9%	8 883	9 683

Exclusions

Fees are also applicable to all Council, Provincial and National Departments except the Office of the Mayor, Office of the Premier and office of the President. The fees do not apply to grass, veld and rubbish fires on vacant Erf / Erven within the Rustenburg Local Municipality area. Persons registered on the Council's Indigents Register will be exempted from paying costs for fire and rescue services. Members of registered Fire Protection Associations established in terms of the National Veld and Forest Act, 1998 (Act 101 of 1998) will be exempted from paying Informal residences i.e. a residence that does not receive any municipal services i.r.o. electricity, water, waste removal and waterborne sewerage will be exempted

Tariffs for making available fire and rescue equipment and rendering a standby service and events

- For all standby services at events a full tariff for all the vehicles on standby, will be issued for the total of hours on standby.
- All special services will receive full accounts

The Municipality may withdraw such equipment at any time should the Municipality need it elsewhere.

Note:

- The time is calculated from arrival to departure
- Utilisation cost includes cost of personnel and equipment
- A single tariff per vehicle per hour is charged.

Utilisation of material

The tariff for material used is cost plus a surcharge of 15%. Provided that in respect of material for which the Municipality has determined a tariff, that tariff shall Renting out of equipment outside the jurisdiction area of the Municipality The tariffs as set out in this Annexure plus a surcharge of 50%.

C. ADJUSTMENT IN FEES PAYABLE TO THE SERVICE AS CONTEMPLATED IN CLAUSES A AND B OF THIS ANNEXURE

The Service must ensure that all fees referred to in clauses A and B of this Annexure are adjusted to keep trend with inflation according to the Consumer Price Index

GENERAL DIRECTIVES FOR THE PAYMENT OF THE ABOVE FEES

- All certificates of registration, certificates of fitness and/or spraying permits will be valid for twelve (12) calendar months. A written application for the renewal of
- When application is made for registration, the appropriate application form, correctly completed in full, must be accompanied by the prescribed fees.
- All the appropriate application forms are available from the Service and must be completed in full and, where applicable, be duly signed.
- If, for whatever reason, the Service rejects an application for any certificate of registration, certificate of fitness or any permit, the applicant must, within 14 days
- (a) The tariff for premises that are liable to registration in respect of paragraph 1(2) or (3), or a combination of them, will be a single fee of R700,00, irrespective Provided that such combination applies to one premises and is under the same control.
 - If there are different divisions and/or affiliates within a business and/or company situated on the same premises but each division and/or affiliate is managed i. All monies are payable in advance.
- All relevant application forms are available at the Emergency Services Department (Fire Brigade Services) and must be completed in full and where applicable,
- If certificates and/or spray/transport permits are refused, the applicant must take remedial steps within 14 days in order for the re-inspection to be free of charge
- Restoration of lapsed certificate (each year certificate has not been renewed) R700, 00 (including VAT) plus current year registration fee


D. FEES PAYABLE FOR TRAINING AND DEVELOPMENT (FIRE & RESCUE TRAINING ACADEMY) INCLUDING RENTALS OF FACILITIES AND EQUIPMENT	Approved 2020 /2021	Approved 2021 / 2022	Approved 2022 / 2023
Approved			
2019/2020	9%	9%	9%
Fire Fighter I	R 9 277 10 Weeks	R 9 277 10 112	11 022 12 014
Fire Fighter I Challenge	R 2 719 -	R 2 719 2 964	3 231 3 521
Haz-Mat Awareness	R 2 079 2 Weeks	R 2 079 2 266	2 470 2 693
Fire Fighter II	R 5 278 4 Weeks	R 5 278 5 753	6 271 6 835
Fire Fighter II Challenge	R 2 719 -	R 2 719 2 964	3 231 3 521
Haz-Mat Operational	R 3 679 2 Weeks	R 3 679 4 010	4 371 4 764
Fire Services Instructor	R 5 278 2 Weeks	R 5 278 5 753	6 271 6 835
Vehicle Rescue	R 2 079 2 Weeks	R 2 079 2 266	2 470 2 693
Basic Fire Fighting And Safety	R 823 1 Day	R 823 897	977 1 065
Industrial Fire Fighting	R 1 663 5 Days	R 1 663 1 813	1 976 2 154
SCBA	R 1 008 3 Days	R 1 008 1 099	1 198 1 306
Pump Operator	R 7 357 5 Days	R 7 357 8 020	8 741 9 528
All Appliances (Hydraulic Platform, Turntable Ladder, Industrial Foam Pumper)	R 8 396 5 Days	R 8 396 9 152	9 976 10 873
Rental of Porta Cabin	83.49 \ Per Room	83 91	99 108
Sleeping Rooms per person per day sharing	\ Sharing		
Rental of Training Props per Hour	654.61 Per Hour	655 714	778 848
Rental of Training Lecture-room per day	731. 1726973 Per Day	731 797	869 947

E. Disaster Management


Tariffs for rendering of Evacuation plans and emergency evacuation drills

Description of service	Total
Emergency evacuation plans	Free of charge
Emergency assistance rendered at emergency evacuation drills	per official per hour or part thereof Free of charge
Plan development, approval & site inspection for events organised by private/government	Free of charge
Venue Operations Centre for events organised by private/government organisations	per official per hour or part thereof Free of charge
Plan development, approval & site inspection for events organised by RLM or RLM partnering with private sector	Free of charge
Venue Operations Centre for events organised by RLM or RLM partnering with private sector	per official per hour or part thereof Free of charge

Services Within Municipal jurisdiction (Monthly contribution of fire lev)	Approved Tariff 2020/2021
1 Rescue Involving public safety for humanitarian nature (Swimming pool rescue, Snake Rescue (cordonning of the area) , Bees Rescue (cordonning of the area), Public protest involving burning of tyres, decontamination of spillage on national and public roads etc.)	No costs to owner
2 Fire Involving informal, domestic structure as per indigenous policy	No costs to owner
3 Fire Levies - Domestic (where fire services are readily available)	R 28.91
4 Fire Levy - Non Domestic (where fire services are readily available)	R 40.23
5 Fire Availability Levy - Domestic (Where re-action time is greater than 30 minutes)	R 21.61
6 Fire Availability Levy - Non Domestic (Where re-action time is greater than 30 minutes)	R 28.91



YOUR FRIDAY
FUN FACT



Did you know?

Some fungi create zombies, and then control their minds! The tropical fungus *Ophiocordyceps* affect ants and can gain complete control of their hosts' body movement within nine days. They do this by infecting the ants' central nervous systems.

POLL

Are you happy more often than not?

“Being happy doesn’t mean that everything is perfect. It means you’ve decided to look beyond the imperfections.” – Unknown. Are you happy most of the time?

Make yourself heard by sending an email to news@platinumweekly.co.za with the following information before 17:00 on Wednesday 21 April:

- Yes, I am happy most of the time, or,
- No, I am unhappy most of the time.
- The reason for your answer.
- A recent photo of yourself (optional) – that we can publish with your answer.
- Your contact details.

If you do not want your answers to be in the newspaper, just reply to the question: YES/ NO. The results of the votes will be published in our next issue.

PS – You can also give your opinion by commenting on our Facebook post.



Manna Boeremark

Rustenburg – Jy kan help om ‘n verskil in die gemeenskap te maak by die ‘Manna uit die Hemel Boeremark en Familiedag’ op Maandag 1 Mei. Daar sal verskeie kunstenaars optree en ‘n allerlei stalletjies beskikbaar wees om van te kies en te keur. Vir die jongspan sal daar ook hope vermaak wees sodat die hele familie die dag saam kan geniet. Alle fondse wat ingesamel word, sal aangewend word vir herstelwerk by Lighthouse Children’s Home. Die feesterrein is op plot 238 op die Dinie Estates pad, ongeveer 6km buite Rustenburg. Indien jy jou stalletjie gratis wil opslaan of vir meer inligting, kontak die organiseerder Elbe Turner op 078 731 4276.




Rustie-atlete gekies vir die ASA NW-span



Rustenburg – Baie geluk aan die volgende Hoërskool Rustenburg atlete wat gekies is vir die Noordwes-span wat vanaf Woensdag 7 April tot 11 April aan die Athletics South Africa (ASA)-klubkampioenskappe te Paarl gaan deelneem het:

- Janneke de Wet
- Milandri Koen
- Marné Botha
- Liandri de Wet
- Lané Pieterse
- Ewald Diedericks
- Andile Vimba
- Clayton Plaatjies
- Dirk Huisamen
- Erich Potgieter
- Jan-Paul Nel
- Landri Janse van Rensburg

- Jane Joubert
- Micha van Vuuren
- Jessica van Heerden
- Marli van der Westhuizen
- Riandré Botha
- Stephan van Niekerk
- Mikaela Hill
- Alyssa Prinsloo
- Deseré Mostert
- Jaunco van der Merwe
- Edrick van Tonder.



RUSTIE NOMMER EEN IN SUID-AFRIKA

Rustenburg - Baie geluk aan Liandri de Wet, 'n Hoërskool Rustenburg Graad 9 leerder, wat tydens die afgelope Suid-Afrikaanse klubkampioenskappe (ASA) vanaf Woensdag 7 April tot 12 April in Paarl goud in skyfwerp behaal het. Sy gooi 'n allemintige 46.07m. Nie net het hierdie afstand haar nommer een in Suid-Afrika gemaak nie, dit was ook haar persoonlike beste.

Liandri de Wet

RUSTIE SWEMMER TOPS IN DIE NOORDWES

Rustenburg - Simoné Henning 'n Graad 8 leerder van die Hoërskool Rustenburg, wat tydens die Noordwes swemprysuitdeling, aangewys is as die Junior Victrix Ludorum, asook die beste 100m vlinderslag swemmer in die Noordwes.

Simoné Henning in aksie.

Raising awareness about animal cruelty

Rustenburg – April month is Animal Cruelty Month and the Rustenburg Society for the Prevention of Cruelty to Animals (SPCA) is selling dog and cat collars with chocolates to raise awareness and money for the cause. The collar and chocolate combo for small cats or dogs is R65 and R85 for big dogs. For more information or to place your order, contact Rustenburg SPCA committee member Marisa Kruger on 084 885 5173.

Did you know?
The colours for Animal cruelty are orange and black.

VARSITY CUP 2021

8 APRIL RESULTS

- Shimlas 22 - 32 NWU
- Wits 22 - 40 UCT Ikeys
- UJ 19 - 47 UP-Tuks
- NMU Madibaz 13 - 51 CUT
- Maties 43 - 21 UWC

11 APRIL RESULTS

- Maties 19 - 13 Wits
- NWU 15 - 33 UP-Tuks
- CUT 31 - 24 Shimlas
- UWC 47 - 40 NMU Madibaz
- UCT Ikeys 39 - 34 UJ

NIEU-SEELAND AOTEAROA SUPER RUGBY

RESULTS

- Hurricanes 27 - 30 Crusaders
- Highlanders 23 - 26 Chiefs

FIXTURES

- 16 April: 09h05 - Highlanders vs Blues
- 17 April: 09h05 - Chiefs vs Crusaders

TABLE

- Crusaders (22)
- Blues (14)
- Chiefs (12)
- Highlanders (10)
- Hurricanes

AUSTRALIAN DOMESTIC

RESULTS

- Rebels 15 - 16 Western Force
- Reds 24 - 22 Brumbies

FIXTURES

- 17 April: 11h45 - Western Force vs Waratahs
- 18 April: 06h05 - Rebels vs Brumbies

TABLE

- Reds (32)
- Brumbies (25)
- Rebels (11)
- Western Force (10)
- Waratahs (2)

Cheers mates!

WEATHER REPORT NORTH WEST RUSTENBURG

Friday	16	Apr	2020	29°C - 13°C	Rainfall probability
Saturday	17	Apr	2020	22°C - 11°C	0%
Sunday	18	Apr	2020	26°C - 11°C	Sunrise 06:24
Monday	19	Apr	2020	28°C - 16°C	Sunset 18:02
Tuesday	20	Apr	2020	26°C - 11°C	

At time of print

FINANCIAL INDICATORS

ZAR/USD	14.18
Rand/Euro	16.97
Rand/Pound	19.55
Rand/Aus Dollar	10.99
Dollar/Pound	1.38
Pound/Euro	1.15
Gold	1 767.18
Platinum	1 204.95
Palladium	2 738.00

At time of print

071 673 4201

M.I.N. AUTO Electrical

We come to you!

SOULFOOD

ROMANS 13

¹Let every soul be subject to the governing authorities. For there is no authority except from God, and the authorities that exist are appointed by God. ²Therefore whoever resists the authority resists the ordinance of God, and those who resist will bring judgment on themselves. ³For rulers are not a terror to good works, but to evil. Do you want to be unafraid of the authority? Do what is good, and you will have praise from the same. ⁴For he is God's minister to you for good. But if you do evil, be afraid; for he does not bear the sword in vain; for he is God's minister, an avenger to execute wrath on him who practices evil. ⁵Therefore you must be subject, not only because of wrath but also for conscience' sake. ⁶For because of this you also pay taxes, for they are God's ministers attending continually to this very thing. ⁷Render therefore to all their due: taxes to whom taxes are due, customs to whom customs, fear to whom fear, honor to whom honor. ⁸Owe no one anything except to love one another, for he who loves another has fulfilled the law. ⁹For the commandments, "You shall not commit adultery," "You shall not murder," "You shall not steal," ¹⁰Love does no harm to a neighbor;

NEW KING JAMES VERSION (NKJV)

SUDOKU

				7	5	4		
	9	4					7	
	1	7			3			2
2			8				9	1
4						7		6
	9			6	7			
1							8	3
			3	8		9		
	8	3	4		9			

		2		1		3		
4				9	2			
		6					8	2
5			6	8			2	
	7					8		3
		3	7		4	1		5
	2	7	4					
						6	3	8
3			9		5			

Send your event listing to news@platinumweekly.co.za ** Free Placement!

PLATINUM EVENT DIARY

PW EVENTS	Date	Venue	Tel	Email
Blackie Swart Live	18 Apr '21	Hartbeespoort: Dozi's Back to Roots	076-603-3759	info@zinta.co.za
Q&A Session	19 Apr '21	Rustenburg: Methodist Church	083-268-1272	hanti@mathewsqs.co.za
Battle of the Giants All Styles Dance Sport Festival	22-27 Apr '21	Phokeng: Sun City	011-907-7280	sabodcomps@icon.co.za
Spoegwolf Live	23 Apr '21	Koster: 2 Riviere	082-952-0548	2rivierepub@gmail.com
Ampie Live	25 Apr '21	Hartbeespoort: Dozi's Back to Roots	076-603-3759	info@zinta.co.za



Valley of Waves opened for day visitors, limited tickets, now including Sundays

Sun City – In addition to the weekdays already open for day visitors, from 11 April, Sun City Resort will now be open on Sundays as well. Capacity is restricted due to COVID-19 regulations; therefore, a limited number of tickets are available via online purchase only. No tickets will be sold at the Sun City Resort gate. There is much to see and do as a day visitor, from discovering the thrills at the Valley of Waves to getting lost in the Maze of the Lost City. For the adrenaline junkies, try out the two slides – the Tarantula and the Scorpion, and two tube rides – the Viper and the Mamba. The legendary Roaring Lagoon at the Valley of Waves is the undisputed main attraction at Sun City's famous water park. Every 90 seconds, bender waves rise two metres in the air. Get a chimp's-eye view of the Valley of Waves and take a swing at the Chimp & Zee Rope Adventure Park course. Alternatively, just laze on a sun lounger under a palm tree.

Packages available at a cost of R290 per child, aged three to 12 years and R395 per adult. Tickets include entry to Sun City, entry to the Valley of Waves and an R80 meal voucher.

To purchase tickets, visit www.ticketpros.co.za.



FUN IN THE SUN... Cadé Fortuin (left) and Denaé Niemand. (Social distancing was observed)



EXISTENTIAL CRISIS – Penises are shrinking

Human penises are shrinking because of pollution, warns scientist

In an article released on Sky News, Dr Shanna Swan states that humanity is facing an "existential crisis" in fertility rates as a result of phthalates, a chemical used when manufacturing plastics that impacts the hormone-producing endocrine system.

Penises are shrinking and genitals becoming malformed because of pollution, she warned in a new book detailing the challenges facing human reproduction.

As a result of this pollution, a growing number of babies are being born with small penises, Dr Swan writes. One study published in 2017 found that sperm levels among men in Western countries had dropped by more than 50% over the past four decades after examining 185 studies involving close to 45,000 healthy men. Dr Swan believes that the rapidly decreasing fertility rate means that most men will be unable to produce viable sperm by 2045.



CAR & BAKKIE ACCESSORIES

WHEEL ALIGNMENT



R999⁹⁹
INCL

WHEEL ARCHES



HILUX Gd6 FROM R2200
INCL EXCL FITMENT



OET SPOILER R999
INCL

M PERFORMANCE F30 MIRROR COVERS



P/SET R1500
INCL

BATMAN SPOILER R999
INCL

SPOILERS (FRONT & REAR)

DIFFUSERS

BONNET SCOOPS

WHEEL ARCHES

SNORKELS

STICKER KITS

DECALS

EXHAUST SYSTEMS (STAINLESS STEEL BOLT ONS)

3D WHEEL ALIGNMENT

In House Fitment Available

E & EO. PRICES EXCLUDES FITMENT. WHILE STOCKS LAST

ECU VEHICLE REMAPPING

071 478 3416
076 768 4402

f performance racing
@ performance_racing_
49 STEEN STR

WWW.PERFORMANCE RACING.co.za



Powered By **MoTRONX** performance tuning